

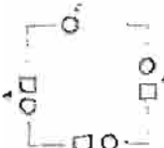
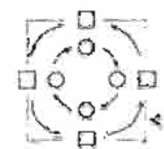





LOS LANCEROS (PUERTO RICO)

Los Lancers is one of the dances imported into Puerto Rico during the early years of the 19th century. It was immediately popular, but even more immediately changed—both in the music and the dance, to become one of the traditional dances of the country. As originally danced, the set consisted of either eight or twelve couples; there were many repetitions of the music and the dance required about 20 minutes to complete. This version, based on the directions of Liska Lekis, is arranged for a set of four couples. For practical purposes of recording and ease of dancing, some of the repetitions have been eliminated.

MUSIC: Record: Let's Dance 1101—"Los Lancers."
FORMATION: Four couples in a set as for a regular square dance, R hands joined with partner.
STEP: A smooth walking step. Slide, Spanish-Draw Step. (Step, draw, step, point). All of the bows are quite low. The beauty of the dance is in the grace and ease of the movement.

MUSIC	Pattern
6/8	I. <i>Saludo</i>
1	Couples 1 and 3, R hands joined, walk to the center with 2 steps (starting M, L-W, R), bowing to the opposite on second step.
2	Return to place, stepping bwd. 2 steps, bowing to partner on second step.
3	Couples 1 and 3 walk to center with 2 steps.
4-5	Join both hands with opposite and turn (CW) one complete turn with 4 walking steps.
6	Join R hand with partner and return to place, stepping bwd. 2 steps.
7-8	Couples 1 and 3 exchange places with 4 walking steps, dropping partner's hand and touching L with opposite in passing. Face center, W on M L.
9-16	Couples 2 and 4 repeat Fig. 1, meas. 1-8.
17-18	Join both hands with corner and make a full turn CW with 4 walking steps.
19-20	Couples 1 and 3 return to own place, giving R hands in passing through center.
21-22	Couples 2 and 4 return to own place, giving R hands in passing through center.
23-24	Join both hands with corner and make a full turn CW with 4 walking steps.
2/4	II. <i>Corrido</i>
1-2	Couples 1 and 3 walk to the center with 3 steps; on ct. 4, turn to face own partner (1-M and 3-W are in front of couple 4 facing center, 1-W and 3-M are in front of couple 2 facing center)
3-4	Active couples take 2 sliding steps to own R, 2 sliding steps to own L.
5-8	Join both hands with partner and turn to place with 7 walking steps, bow on ct. 8.
9-16	Couples 2 and 4 repeat Fig. II, meas. 1-8.
17-20	Join R hands with corners and walk 3 steps to center and bow, keeping R hands joined, turn twd. partner to face away from center, walk 3 steps out and bow.
21-24	Join both hands with corner and make a full turn CW to own place, 8 steps.
6/8	III. <i>Roseta</i>
1-2	Couples 1 and 3 walk 2 steps to center and 2 steps bwd. to place.
3-4	Take 3 walking steps to face L side couples; all bow on ct. 4.
5-6	Return to own place, 3 steps bwd., bow to partners on ct. 4.
7-8	All join L hands with partners, make a complete star turn with 4 steps.
9-10	All W pass in center touching R hands, 4 steps.
11-12	Turn opposite with L hand star, 4 steps.
13-14	Return to place, touching R hands in passing in center, 4 cts.
15-16	Turn partner with L hand star, 4 steps.
17-32	Repeat Fig. III, meas. 1-16, couples 2 and 4 starting the figure.
6/8	IV. <i>Visita</i>
1-2	Couples 1 and 3 walk 2 steps to center and 2 steps bwd. to place.
3-4	Take 3 walking steps to face L hand couples, all bow on ct. 4.
5-7	Continue moving to the L (CW) around inner circle, W R shoulder adjacent, 6 steps.
8	Face R hand couples (1 facing 2, 3 facing 4) and bow, 2 cts.
9-10	Turn opposite with R hand, complete turn, 4 cts.
11-14	Walk through, passing R shoulders, give R hand to partner and walk to opposite home position (1 to 3rd position, 3 to 1st position) 8 cts.
15-16	Return to own place, M passing L shoulders through center.
17-32	Couples 2 and 4 repeat Fig. IV, meas. 1-16.

LOS LANCEROS *Continued*

MUSIC			Pattern	
2/4			<i>V. Cadena</i>	
A.	1-16		Face partners, join L hands, and dance a grand <i>L and R</i> around the circle. Take 4 steps to pass each person, W makes a complete turn each time, starting with a L turn under partner's arm, R turn under the next, etc. Bow to partner at opposite side of circle and continue to home position.	
B.	1-4		W walk around inner circle CW, holding skirts with both hands, R hands adjacent to form a star pattern. M walk CCW around outer circle to meet partner. 8 cts. (1 upper R hand corner of square, 2 upper L corner, 3 lower L corner, 4 lower R).	
	5-8		Join R hands with partner and turn (8 cts.) to finish in 2 concentric squares. W forming inside square facing CCW, M outside square facing CW, R shoulder twd. partner.	
	9-12		With a Spanish-Draw step, pass face to face with partner. Return to place with a Spanish-Draw step to own L.	
	13-16		Join both hands with partner, standing close together, take 8 steps turning CW and progressing CW to home position.	
A'	1-16		Repeat Fig. V, meas. 1-16.	
B'	1-4		M form the inner circle, hands palm out at waist, L elbows adjacent, walk CCW. W walk CW in outer circle to meet partner; (1 upper L corner, 2 lower L, 3 lower R, 4 upper R).	
	5-8		Turn partner with R hands joined to finish in 2 consecutive squares, M forming the inner square facing CCW, W outer square facing CW. 8 cts.	
	9-12		Repeat Fig. V, meas B 9-12.	
	13-16		Repeat Fig. V, meas B 13-16, turning CW, progressing CCW.	
A.	1-16		Repeat Fig. V, meas. A 1-16. Finish with bow to partner. This music may be used for exit if desired.	

MEAS. A 1-16

MEAS. B 1-4

MEAS. B 5-8

MEAS. B 9-12

MEAS. B' 1-4

MEAS. B' 5-8

PROMPTER'S CALL FOR LOS LANCEROS

I. *Saludo*

The first and the third go fwd and back.
Forward again and turn the opposite.
Pass L shoulders through and face the center.
Second and fourth go fwd and back.
Fwd again and turn the opposite.
Pass L shoulders through and face the center.
Turn your corner, both hands joined.
First and third pass through to place.
Second and fourth pass through to place.
Turn your corner, both hands joined.

II. *Corrido*

First and third to the center and bow.
Slide to the right and slide to the left.
Turn your partner home with a two hand turn.
Second and fourth to the center and bow.
Slide to the right and slide to the left.
Turn your partner home with a two hand turn.
Right with your corner, go fwd and bow.
Back to your place and honor.
Two hands to your corner and turn to place.

III. *Roseta*

First and third go fwd and back.
On to the L and honor.
Back to your place and honor.
All L hand star with a full turn round.
Ladies R star across the set.
Turn the opposite with a L star round.
Ladies R star to their place in the set.
Turn your partner with a L hand star.
Second and fourth to the center and back.
On to the L and honor.
Back to your place and honor.
All turn your own with a L hand star.
Ladies R star across the set.

Turn the opposite with a L hand star.
Ladies R star to their place in the set.
Turn your partner with a L hand star.

IV. *Visita*

First and third to the center and back.
On to the L and honor.
On to the L to your R hand couple, face them and honor.
Turn the opposite with the R hand round.
Through the side couples to the opposite place.
Promenade home with the R hands joined.
Second and fourth to the center and back.
On to the L and honor.
On to the L to your R hand couple, face them and honor.
Turn the opposite with the R hand round.
Through the head couples to the opposite place.
Promenade home with R hands joined.

V. *Cadena*

A L to your own and grand chain round.
All the way round the set and home.
Ladies R star in the center of the set.
M circle around and meet your own.
Turn with the R to form two squares.
Step, draw, step, point, step, draw, step, point.
With a two hand turn you travel home.
A L to your own and grand chain round.
All the way round the set and home.
Men L star in the center of the set.
Girls circle CW and meet your own.
Turn with the R to form two squares.
Step, draw, step, point, step, draw, step, point.
With a two hand turn you travel home.
A L to your own and grand chain round.
All the way round the set and home.
Honor your partner.