

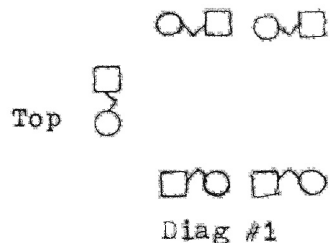
Levi Jackson Rag

(England)

This dance for 5 cpls was composed by the late Pat Shaw and was presented at the 1980 University of the Pacific Folk Dance Camp by Stephen Kotansky.

RECORD: Festival 801 Side A/2 2/4 meter

FORMATION: 5 cpls in a set, with 2 cpls side by side facing 2 similar cpls (side cpls), and 1 cpl at top of set, back to music facing down. Ptrs have inside hands joined about shldr level, elbows bent. Diagram #1.



STEPS and Walk*, Buzz-swing*

STYLING: Right and Left Through: 2 cpls pass through each other to exchange places with 4 steps. As they cross they pass R shldr with opp person, momentarily taking R hands. When cpls are back to back M takes ptrs L hand in his L, places his R arm about her waist, holding her R hand in his R on W R hip. Cpls turn 1/2 CCW, 4 steps to face orig places. This turn following the pass-through is called a "Courtesy Turn".

Balance: (2 meas to complete) Step on R (ct 1); touch L beside R (ct 2). Repeat, beg L (cts 1, 2).

English country dances are done with light, springy walking steps. Arms, when free swing naturally at sides.

*Described in Steps and Styling, published by the Folk Dance Federation of California, Inc., 1275 "A" Street, Room 111, Hayward, California 94541.

MUSIC 2/4

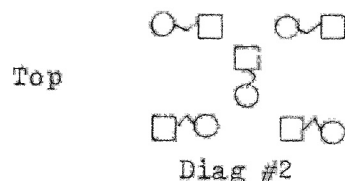
PATTERN

Measures

INTRODUCTION - no action

I. RIGHT AND LEFT THROUGH

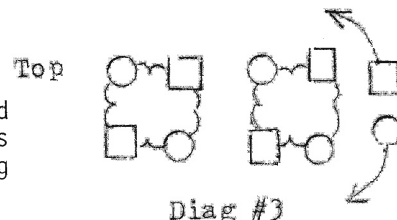
1-4 Side cpls exchange places with a Right and Left Through (8 steps). During the Courtesy Turn (meas 3-4), top cpl walk fwd 4 steps to end halfway down ctr of set, to stand between side cpls. Diagram #2.



5-8 Side cpls return to orig places with Right and Left Through. During Courtesy Turn (meas 7-8), top cpl walk 4 steps fwd to end at bottom of set, still facing down.

II. CIRCLE: CAST-OFF

9-12 Each side cpl join hands with opp cpl (2 circles of 4) and circle L (CW) 8 steps once around while top cpl separates (W goes R, M goes L) to each walk up outside of set to orig places (8 steps). Diagram #3



13-16 All Do-Si-Do with ptr (8 steps).

III. STARS AND COURTESY TURNS

1-4 All 5 W form R hand star in ctr and walk CW around circle, 4 steps, passing M next to prt, and Courtesy Turn with next M.

5-8 Repeat meas 1-4, W moving another 2 M around circle. Bottom pos is always left open.

Levi Jackson Rag - con't (page 2)

IV. PROMENADE, BALANCE AND SWING

9-10 Cpls walk fwd 4 steps (CCW) to next pos in set.

11-12 Balance to ptr.

13-16 Swing ptr (buzz-swing).

M, with new ptr, have now moved one pos CCW around set and there is a new top cpl.

Repeat dance from beg to end of music.