

# Let's Dance

SEPTEMBER 2003 \$3.00



THE MAGAZINE OF INTERNATIONAL FOLK DANCING

---



**2003 STATEWIDE FOLK DANCERS HAVING A GREAT TIME!**

---

OFFICIAL PUBLICATION OF THE FOLK DANCE FEDERATION OF CALIFORNIA, INC.

Editor: Nadine Mitchell, gregandnadine@lanset.com  
Council Clips: Nadine Mitchell,  
gregandnadine@lanset.com  
Publications: Joel Bruxvoort, joel@folkdance.com  
Address Change & Membership:  
Sidney Messer, tspolaris1@aol.com  
Calendar: (Temporary) Nadine Mitchell,  
gregandnadine@lanset.com  
Website: www.folkdance.com

**SEPTEMBER CONTRIBUTORS**

Laila Messer Art Babab  
Elsa Bacher Irene Oxford  
Nadine Mitchell Barbara Lynch  
Naomi Lidicker Bob Barckley  
Joyce Ugгла Fran Ajoian  
Beverly Barr

**FEDERATION OFFICERS, NORTH**

PRESIDENT, Laila Messer  
VICE PRESIDENT, Vacant  
TREASURER, Paul Nyberg  
REC. SECRETARY, Vick Vickland  
MEMBERSHIP, Sidney Messer  
PUBLIC RELATIONS, Mel Mann  
HISTORIAN, Vacant  
PUBLICATIONS, Joel Bruxvoort  
EDITOR, Nadine Mitchell

**FEDERATION OFFICERS, SOUTH**

PRESIDENT, Sylvia Stachura  
VICE PRESIDENT, Karen Wilson-Bell  
REC. CORRESP. SECRETARY, Lynn Bingle  
TREASURER, Gordon Wall  
MEMBERSHIP, Rick Bingle  
HISTORIAN, Julith Neff

**Website:**

<http://us.geocities.com/FDFedSouthInc/>

**ARTICLES & INFORMATION  
FOR LET'S DANCE SUBMISSION**

**DEADLINE:**

Deadline for each issue is the 5th of 2 months previous (i.e., the October 2003 deadline is the 5th of August, 2003). Send to Nadine Mitchell, 1941 Danvers Way, Sacramento, CA 95832-1226.

**TABLE OF CONTENTS**

**PAGE**

President's Message.....3  
Calendar of Events.....4, 5, 6 & 7  
Council Clips.....7  
Reflections on Statewide.....8, 9 & 10  
Acorns: The Future of Folk Dancing...10, 11 & 12  
Conservation Tips.....13  
Free Oktoberfest!.....14  
**DANCE DESCRIPTION:**  
Hopak.....15, 16, 17 & 18  
Fiesta de Sonoma.....19 & 20  
Insurance Issues.....21  
Letter to the Editor & Response.....21  
Fresno Harvest Folk Dance Festival.....21 & 22  
Camp Hess Kramer.....23

**Requirements for submitting ads, flyers, & printed information to Editor:**

Electronic submission should be in Microsoft Word. This material must be on white paper, camera-ready with one-inch margins all around the page. This includes flyers, which should contain location and address information and directions, as well as the name and telephone number of the contact person. All material mailed that does not require retyping must be accurate and mistake-free as it will have to be scanned and therefore cannot be edited. Any material submitted in other forms, i.e., typewritten, handwritten, etc. must be discussed with the Editor prior to submission. Anything not sent in the proper format or discussed previous to mailing will be returned.

**Opinions expressed in this publication are not necessarily those of the Federation, North, or of the Editor.**

**ON OUR COVER:**

**2003 Statewide, Pasadena, CA. Folk Dancers  
Having a Great Time!**

**SUBSCRIPTION RATE**

\$17.50 per year (magazine only)  
\$22.50 per year (Associate Member)

**MAIL APPLICATIONS, RENEWALS &**

**CHECKS TO:** Let's Dance Magazine, c/o Paul Nyberg, Treasurer, 1782 D St., Apt. 89, Hayward, CA 94541

## President's Message

I like to dance. I like to dance with men. My husband, Sidney, and I met folk dancing. We were both crazy about it and couldn't have imagined anything replacing that. Then a love of sailing developed and so for many years we sailed and didn't dance. When we returned to folk dancing we found there was a considerable shortage of men on the dance floor. What had happened?

And so began an inquiry. "Do you dance?" I would ask men while waiting in line at the store, at parties, wherever there was an opportunity. Over 80 percent of the men said they did not dance. Their answers made me wonder about the male ego.

"I have three left feet." "I would look too silly." "Since I quit drinking I don't dance as much." "Any time I dance, I'm all thumbs." "I have no sense of rhythm: I couldn't carry a beat in a bucket." "I would look foolish." "Isn't dancing some sort of pagan ritual or something?" To one the thought of having to lead was terrifying. Another had, for years, been afraid to ask a girl to dance for fear of being turned down.

"Wouldn't you even dance at a friend's wedding?" I asked one young man.

"Well," he pondered, "I'd probably need a beer first." He pondered again. "I think dancing requires a certain level of sophistication. You know, there are dances as fundraisers, galas, things like that. It is expected you know how to dance if you are in those circles."

"Don't you ever bop around with your

friends at a party?" I challenged.

"Oh, yeah, at a concert or a blues festival," he said happily. "I'm a jumper," he emphasized with glee.

This informal research made me really appreciate our folk dancing men. Their egos are very much intact. They don't fret if they miss a step. None of them need a drink to get out on the dance floor. Another way I know their egos are intact is the fact they will wear some pretty strange looking costumes in public! And they love it when you tell them they buzz really well.

What can we do to entice, lure and get more men to folk dancing? If you have any ideas, please send them to this magazine. Meanwhile, here are things we all can do to make dancing attractive to others, to men and women:

1. Have fun dancing; show your enthusiasm.
2. Smile at your partner; smile across the circle; smile at visitors.
3. Welcome people warmly and sincerely.

If a prospective dancer, male or female, comes to your club, consider that as a seed already planted. Do your very best to help it sprout and grow. And women, let our wonderful gentlemen dancers know we appreciate them and love to dance with them.

Here's a toast to them.

*Laila Messer*

## September CALENDAR OF EVENTS

Send future upcoming events information to Nadine Mitchell,  
1941 Danvers Way, Sacramento, California 95832-1226, (916) 665-1588,  
e-mail: gregandnadine@lanset.com

Deadline for October 2003 issue is August 5, 2003

**Note:** Information must be received by the above date or it will not be published.

---

**Plan ahead! Save these dates for upcoming Federation and other events.**

September 7 2003      \*Fiesta de Sonoma. Veterans Building, Sonoma. (Note correction from last month's issue).

October                      Harvest Festival, Fresno

November                    Kolo Festival

December                    \*Treasurer's Ball. Date and location to be announced.

### \*FEDERATION EVENTS

\*\*\*\*\*

### COUNCIL CLUB PARTIES

#### Redwood Council

**Napa Valley Folk Dancers Party.** Grandview Mobilehome Park Clubhouse, 4130 Byway East, Napa, 94558. Classes every Tuesday, 10:30 AM-12:00 Noon. Advanced: Thursdays, 10:30 AM-12:00 Noon. Beginners: Friday, 10:30 AM-12:30 PM. Women's Group. Party: Every 4th Saturday, 10:30 AM to 12:30 PM.

**Every Wednesday**      **Novato Folk Dancers.** Lynwood School, 1320 Lynwood Drive, Novato, CA. 94947. Time: 8:00-10:00 PM. Contact 415-892-9405.

**September 13**              **Petaluma International Folk Dancers Party.** Hermann Sons Hall, 860 Western Avenue, Petaluma, CA. 7:45 PM - ? PM. Phone Contact: 707-546-8877.

**Every Wednesday**      **Santa Rosa Folk Dancers.** 1:45-3:45 PM, Willowside Hall, 5299 Hall Rd., Santa Rosa, CA. Contact Frank and Elsa, 707-546-8877.

**San Francisco Council**      **Changs International Folk Dancers, Inc.** Meets the first four Fridays of each month at the Social Hall, 7<sup>th</sup> Avenue Presbyterian Church, 1329 7<sup>th</sup> Avenue, San Francisco. Contact Sidney Messer, 415-332-1020.

**2003**                      **First Two Fridays** of each month. Teaching: 8:00-9:30 PM. Teacher: Craig Blackstone. General Dancing: 9:30-10:30 PM.

**San Francisco Council (Continued)**

**2003**                    **Third Friday** of each month. Teaching: 8:00—9:30 PM. Refreshments and general dancing.

**2003**                    **Fourth Friday** of each month. General dancing: 8:00—10:30 PM.

**Mandala Folk Dance Center.** Meets every Thursday at St. Paul's Church Hall, 43<sup>rd</sup> & Judah, San Francisco, 7:30-8:15 PM. Request dancing, 8:15-9:00 PM. Intermediate teaching from 9:00 - 9:45 PM. Request dancing from 9:45-11:00 PM. First and last Thursdays are always Party Nights. Contact Edith or Paul at 415-648-8489.

**San Francisco Dance Circle.** Meets every Wednesday, 10:00—11:30 AM at the Harvey Milk Recreation Center, 50 Scott Street, San Francisco. General dancing. Beginners welcome! Free. Contact Mabel Doss at 415-467-9208. Easy parking. Public transportation.

**Peninsula Council**

**Sept. 6, 2003**                    **Santa Clara Valley Folk Dancers.** St. Bede's Church, 2650 Sand Hill Road at Monte Rosa, Menlo Park. Contact Maxine Burnham at 408-739-0500.

**Sept. 20, 2003**                    **Menlo Park Folk Dancers.** Menlo Park Recreation Center, 700 Alma at Mielke, Menlo Park. Contact Marcel Vinokur at 415-327-0759.

**Sept. 27, 2003**                    **Council Party.** St. Bede's Church, 2650 San Hill Road at Monte Rosa, Menlo Park. Contact Al Lisin at 408-252-8106.

**Sacramento Council**

**Selective Saturdays 2003**                    **Balliamo!** Sierra Two Community Center, 24<sup>th</sup> St. and 4<sup>th</sup> Ave. Contact Doris Beckert, 916-482-867

**First Saturdays 2003**                    **Reno Folk Dancers.** Studio 214, 214 California Avenue, Reno, Nevada. Contact Penney Ohnstad at 775-358-6762.

**September 6, 2003**                    **Kolo Koalition.** Balkan Party: 8:00 PM - ? YLI Hall, 27th & N Streets. Contact Laura Leonelli at 916-739-6014.

**First Saturdays**                    **El Dorado Scandinavian.** 3100 Ponderosa Road, Shingle Springs. Contact 530-672-2926.

**First Saturdays**                    **Reno Folk Dance Co-Op.** 7:30—9:30 PM. 214 California Avenue. Contact 774-358-6762.

**September 13**                    **Pairs & Spares.** Babcock School, 2400 Cormorant Way. 8:00 - 11:00 PM. Contact Chuck Paulsen at 916-428-6992.

**September 27**                    **First & Last Dancers.** Valley Oaks Grange, 5th & D Streets, Galt. 8:00—midnight. Contact Eda Scheuffele at 916-682-6992.

**Sacramento Council (Continued)**

- Third Saturdays 2003**      **Sacramento Cape Breton Step Dancers.** St. Francis School Lunchroom, 2500 K St. Classes first Sunday of the month & third Saturday. Contact Bob Schuldheisz, 209-745-9063.
- Saturdays**      **Sacramento Country Dance Society.** Contact 916-739-8906.
- Second & Fourth Saturdays, 2003**      **Royal Scottish Country Dance Society.** YWCA, 17th & L Streets. Contact 916-739-8906.
- Nevada County Folk Dancers.** Methodist Church, 433 Broad St., Nevada City, CA. Selected Fridays. Call for dates. Contact David Unterman, 530-272-2149.
- Berkeley Folk Dancers**      All classes are held at Live Oak Park Recreation Center, 1301 Shattuck Ave., Berkeley, CA. 7:45 PM—9:45 PM. Contact Naomi Lidicker at 510-524-2871.
- September 9**      **BFD Beginners Class** starts. 7:30—9:45 PM. Contact Claire or Al George, 510-841-1205.
- September 19**      **BFD Fun Night Party.** 7:30—10:30 PM. Contact Bill or Louise Lidicker, 510-528-9168.

**Club Weekly Class Schedules**

<b>Mondays</b>	2nd year	Lone Coleman, 510-527-2491, and Tom Sha, 510-649-8264.
<b>Tuesdays</b>	Beginners	Claire and Al George, 510-841-1205.
<b>Wednesdays</b>	4th year	Louise and Bill Lidicker, 510-528-9168.
<b>Thursdays</b>	3rd year	Yagi Zhang, 510-525-1865
<b>Fridays</b>	Requests	8:00—10:00 PM. Contact Ed Malmstrom, 510-525-3030.

**Fresno Folk Dance Council**

**Where to Dance in Fresno**

- Tuesdays**      **Fresno Danish Dancers.** Clovis Senior Center. 6:30-9:00 PM. Contact Wilma Anderson, 559-292-3176.
- Central Valley-CAFY.** Lafayette Center. Princeton Street, West of Blackstone. Contact Fran Ajoian, 559-255-4508.
- Wednesdays**      **McTeggert Irish Dancers.** Beginners: 5:30-6:30 PM. Intermediate and Advanced: 7:00-8:00 PM. Contact Maureen Hall, 559-271-5200.
- Saturdays**      **Fresno International Folk Dancers.** Pinedale Senior Center; Contact Kent Peterson, 559-226-5010.
- May 31, 2003**      **Fifth Saturday Dance.** Lafayette Social Hall. Call Fran at 559-255-4508.

alendar of Events (Continued)

**Every Wednesday Night**  
Room,

**Modesto Folk Dancers.** Group meets at The Modesto Court

2012 McHenry Blvd., Modesto. Cost: \$3 per person. Contacts:  
Don and Judy Kropp; Floyd Davis and Barbara Summers.

Phone:

209-847-4439.

**Every Friday Night**  
Court

**Village Dancers of Modesto.** Group meets at The Modesto

Room, 2012 McHenry Blvd., Modesto. Cost: \$3 per person.

Con-

tacts: Don and Judy Kropp; Floyd Davis and Barbara Summers.  
Phone: 209-847-4439.

*For information on other Federation activities call 510-524-2871.*

\*\*\*\*\*

**BERKELEY FOLK DANCERS**

We are happy to be back home at Live Oak Park. We celebrated with a wonderful party on July 18.

We are all a'twitter and excited about our Beginners Class. Be sure to refer people to our program which starts on September 9. Tell them about the beautiful newly-refinished, sprung wood floor and our bright sparkling hall. Most importantly, our wonderful enthusiastic teachers will be Al and Claire George. The price is being kept at \$20 for 8 weeks of lessons. Class starts at 7:45 PM. Do tell as many people as possible. We appreciate your help. In fact, we are counting on your good words. Thanks!

Our annual Dancing on the Street will be Sunday, September 14. BFD will be there with bells on our toes (not really, but we will have our dancing shoes on). Join us in Berkeley-Albany's longest and largest street party for the Solano Stroll from 10:00 AM—5:00 PM. Park at North Berkeley BART station and take the free shuttle bus to Solano Avenue. There will be programs that will guide you to BFD's

booth. Ask at the hospitality tents. Besides BFD, there will be food, drinks, clowns (clowns in Berkeley? Noooooooo), other dancing and music. It is fun to just come and people watch. See you there!

September 19 will be our four-times-a-year Fun Night Party. We are scheduling it for Friday which is a switch for us. Please come. This wonderful happening will be hosted by the Advanced Class. There will be a donation asked of both members and non-members. Please call Bill or Louise Lidicker at 510-528-9168 for particulars. The time will be 7:30 to 10:30 PM at Live Oak Park Recreation Center in Berkeley. *Naomi Lidicker*

**PENINSULA FOLK DANCE COUNCIL**

The Peninsula Folk Dance Council met on May 31. All officers were re-elected for a second term. They are: President, Al Lisin; Treasurer, Angelo Margozzi; Secretary, Margaret Nacorda-Kinney. Masters of Ceremony for the upcoming Council parties are the Burnhams for September 27.

*Margaret Nacorda-Kinney*

The following two articles are reflections on Statewide 2003 held in Pasadena, California.

### INSTALLATION DINNER - By Irene Oxford

*Irene Oxford, North/South Chairperson and Installer for Federation, North, shares the following narrative of the Installation Ceremony with our readers.*

The well-chosen theme for this 2003 Statewide is a "Village Faire." Yes, a fair village indeed! PASADENA—Is it not the City of Roses? With its Rose Bowl and Rose Parade and fragrant blooms everywhere. Composers love to dedicate their rhymes to roses, such as: EVERYTHING'S COMING UP ROSES, PAPER ROSES, ROSES ARE RED (MY LOVE), SECOND HAND ROSE, MILLIONS OF ROSES, RAMBLING ROSE, MOONLIGHT AND ROSES, LOLLIPOPS AND ROSES, RED ROSES FOR A BLUE LADY, and many more.

I am so happy to be here and I feel privileged to accept the honor of installing the officers of the Folk Dance Federation, North. We have a complete turn-over this year as we are breaking up the M&Ms package—that's Mitchell, Messer and Masson! Yes, they were MMM good!

#### Outgoing Officers:

**President Greg**, would you step forward, please? Hi, Greg! Like the village mayor you have spent two years cutting the red tape of being boss and so finally we are giving you a BOSS coffee mug to prove it! How about that? Traditionally we show our outgoing president appreciation by presentation of an engraved silver pin. This particular pin has a special significance, having once been worn by the late president, Elmer Riba. Most of you remember Elmer with respect and admiration. Elmer's widow, Milli, generously donated this pin and asked if Greg would wear it. Greg said he would be honored to do so. It is now personalized and engraved with Greg's name added, and with his term of office, 2001-2003. Thank you Greg, and proudly wear this Past President's Pin.

Our **Vice President Manuel Castaneda** was unable to complete his term of office due to illness. However, we will give him an "E" for effort and willingness to serve. Every village has a doctor but he gave up the practice (quit practicing, that is). His health has improved and we wish him a "rosy future!" When we see him we will give him this "Today I

Feel Like Doing Nothing" mug. Thank you, Manuel.

Hi, Laila. As our outgoing **Secretary**, I'm giving you a rose, by any other name is not so sweet! You have now served in this office for 4 years and devoted countless hours to effectively complete the tasks of recording and corresponding officer, like a good village court reporter. And so I present you with this #1 **Secretary** coffee mug. That says it all! I personally appreciated your minutes and mailing of my smiley North/South Meetings. Thank you for progressing from #1 Secretary to #1 Honcho! Happy Dancing—See you later!

**Treasurer** Page Masson is not here but I'll be giving her "Red Roses for a Blue Lady." That means TRUE BLUE! Page has served as our Treasurer for 14 years and kept us out of the red like a good village banker. Page collects black and white cows and we assumed she'd be with us "'til the cows came home!" Not so. She's going out to pasture! She'll smile when she sees this black and white cow! Thanks, Page. Take time to smell the roses!

#### Incoming Officers:

And now we are moving right along to install the incoming officers—a real parade of roses! Hello, **Laila!** I am introducing our brand new **President**, Goddess Laila, as she wishes to be known. Is that a fantasy of the gods? She feels all tasks will be magically completed. Dream on! She's seeing the world through rose-colored glasses, but alas, fear not—she has many innovative plans and ideas. OK, Laila, here is your new President's badge. And, if that's not enough, I empower you to do our will like a village sovereign with this magic wand! I wish you success and am confident "Everything's coming up roses" with your new slate of officers. Good luck!

**Vice President**—Office unfilled at this time.

**Secretary Vice Vickland** couldn't be in two places at once. Since the pen is mightier than the sword, we'll be sure he gets one! Vick is the outgoing president of the Sacramento Folk Dance Council.

I would like to introduce Paul, Nyberg, Treasurer.



New *Treasurer, Paul Nyberg*, is brand new but is jumping in with both feet to learn the ropes as our new Treasurer. He is competent at state-of-the-art record keeping. He will soon be the bridegroom of our Finance Officer, Sharen Skorup. She promises not to use a ball and chain. Money doesn't grow on trees so he will be our village tax collector. We're giving him a new badge and a new title. Paul, every village has pigs so here is a new piggy bank for you to fatten up. Welcome to our world! Keep smiling!

**Parliamentarian**, Greg Mitchell. Well, Greg, you're not off the hot seat yet. We're giving you a new badge and a new title. Pin a rose on you. You're not a has-been. Your word will be our command. Almost like the village lawyer!

**Appointed Officer Nadine Mitchell, Let's Dance Editor.** I would be remiss if I did not acknowledge our "Let's Dance" Magazine Editor. Nadine gets the scoop and has effectively instigated cost-cutting procedures by assuming the duties of Layout Artist thus

expanding her workload. We appreciate the high quality of this publication which we receive in a timely manner. Nadine, we liken you to the village town crier! We know you love the color purple, so guess what? It's "only a rose" but it's purple and we present it to you now! Thanks, Nadine

*Smile!! Roses are cheaper by the dozen. You've met our village people. Our Board of Directors deserves a big hand. They total more than a dozen and are with us today. Also present are: Sidney Messer, Membership; Jim Oxford, Sgt.-at-Arms; Michael Norris, Outgoing Public Relations Chair; Mel Mann, Incoming Public Relations Chair; Sharen Skorup, Finance; Bruce Wyckoff, Teachers Committee; Statewide 2004 Chairpersons Floyd Davis and Barbara Summers.*

Incidentally, the **M&Ms** didn't have a total meltdown—we still have on the Board **2 Messers, 2 Mitchells, 1 Masson** and a **MANN!**

#### STATEWIDE 2003 AND 2004

*By Laila Messer*

The best floor I have ever danced on was the dance floor at the Scottish Rite Temple at Pasadena's "Village Faire" Statewide 2003. Doing any dance on it was great—doing a hambo on it was heaven!

"Isn't this fantastic," said Don Kropp of Modesto as we admired the decorations and shared thoughts about the festival. We enjoyed the Concert and agreed on the beautiful and interesting choreographies of the Dances of Finland and we both liked the Village concept of the festival. As we reflected on the work required to produce an event like this, Don noted solemnly, "I heard there were 24 people who worked to make this happen. I don't know how we're going to do it; we only have eight."

Don is one of eight people on the Modesto Statewide 2004 Committee. Co-chairpersons Floyd Davis and Barbara Summers began work on the festival way back in September 2002! They and their committee have been hard at work since then. Even though their committee is one-third the size of Statewide 2003 committee, I know they'll do what it takes to get the job done. In the past, people have always stepped up

to the plate to do what has to be done.

One outstanding example of getting things done is George Pavelka. He was president of Changs International Folk Dancers in 1961, '63, '72, '73, '75, '84, '85, '87, '88, '89 and '90. That's a total of twelve of a thirty-year span! In 1975 he was really challenged when the club had to move three times in eight months. I once asked him what made him so devoted. "It had to be done," he answered matter-of-factly.

It's been my privilege to know other such dedicated people. Carlos Ruling chaired two Statewide Festivals, served as Federation president and Chang's president. Ruth Ruling spent many, many years teaching and many, many years on the Dance Research Committee. Frank Bacher, also a former Federation president, and his wife, Elsa, drove a round trip of 140 miles every Friday, for years, to be at Changs—Frank as floor chairman, Elsa as teacher.

And these are just people I got to know through my club. Every club has such people. The Federation has people like that, too. I'm confident that should

(Laila Messer's Article Continued)

the present Modesto Statewide committee remain at only eight members, they will get the job done. They will get the job done because they are people who do what has to be done. But let's hope they get a few more volunteers; they could use the help.

\*\*\*\*\*

## **ACORNS: THE FUTURE OF FOLK DANCING**

### **Part 2**

**by Art Babad**

The July/August *Let's Dance* contained Bobi Ashley's stirring call for more folk dancers to teach the art of folk dancing to children. The ensuing article spells out my nuts and bolts approach to teaching folk dancing to children (mostly ages 6 to 12).

I began my folk dance teaching career in 1993, when a friend asked me to teach folk dances at a school attended by 3 of her grandchildren. I taught 9 afternoons (grades 2—6) and was amazed at the students' eagerness and facility for learning the dances. Somehow, the word got around that someone was teaching folk dances for free, and in 1995, I was teaching at 5 schools for 1 to 10 days per school. In 1996, I started my first school year-long regularly scheduled classes in Santa Rosa (twice a month at first, then every week). This led to an after-school activity to accommodate kids who wanted to dance, but were not in the grade level which was regularly scheduled to dance.

Currently, my **weekly** teaching agenda includes 13 to 15 regularly scheduled classes during school hours, mostly in the afternoons and ranging from 30 to 45 minutes per class. I have a weekly combined enrollment of 240 to 320 students, plus a few dancing parents and teachers. (Dancing parents will **really** improve the kids' behavior.) During the summer, I offer 3 classes/week for 8 weeks under the auspices of the Santa Rosa Recreation & Parks Department (ages 4—16).

My preferences for teaching ethnic folk dances to children:

I **strongly** prefer school year-long (9 months) dance classes, at least twice a month, weekly if possible. I usually reject invitations for a one-time teaching event.

I teach grades 1 through 6 mostly, 1, 2 and 3. My favorite grade levels are 3 and 4. Some 5th and 6th graders are interested in folk dance, and of course, they have marvelous coordination, balance, etc. But most 5th and 6th graders are becoming teenagers, and their brains get cluttered with hormones, preconceived cultural biases against dance (other than rock 'n roll), and, of course, the necessity for intramural and extramural sports, which take up all of their spare time. I've taught 2 high school groups, and no thank you! The teens who are interested are very, very good, and the teens who are not interested are horrid! My hat is off to the Wolterbeeks—their magic at keeping teens interested is far better than mine.

I usually teach 20 to 25 dances per class per school year. I try to select the dances appropriate to the age level, and I have no compunction against modifying a dance to fit the degree of balance and coordination of the particular class, to make the dance easier to learn, or **especially for safety**. I teach Kulsko to first and second graders, but only the first 4 patterns at first. I might teach patterns 5 and 6 late in the school year. But first graders can learn dances as complex as Somogyi Karikazo, without the basket hold, and they enjoy it and do it very well.

The favorite dances of most first and second graders are: Taish, Hava Nagila, Bat Zurim, Hora Aggadati and Zemer Atik ( from Israel), Carnavalito (Bolivia), Andro Retourne, Lo Brisa Pe and Jibidi Jibida (France), Home Run Ondo (Japan), Kulsko (Bulgaria), Raca (Serbia) and Syp Simeon (Russia). We dance these **a lot**, at the kids' request.

Third grade is the beginning of really good coordination for most kids although some, usually girls, are well coordinated as early as age 4. Third graders still like the dances listed above, but they also like (and do well at) Ciuleandra and Sarba de la Oltina (Romania), Troika (Russia), Glavnishko Cetvorno and Ekizlijsko (Bulgaria), Mayim and Tzena Tzena (Israel), etc. By sixth grade, they can do Haroa Hak'tana, Ampuetti, etc., and some are even tackling Vulpuitsa, Vidinsko, and even Arnauteasca. There's one spectacular third grade class in Healdsburg in which the students are dancing Haroah Hak'tana, Debka Daluna, Ampuetti, and Kojcovata, and at

## Art Babad's article (Continued)

almost normal speeds.

You may have noticed the absence of Greek dances. I've taught Greek dances (at teachers' requests) to sixth graders, who study ancient civilizations. I enjoy Greek dances, but most kids do not. Greek dances don't have the types of movements that kids find exciting. I've had only one student, a very serious 13 year-old boy, whose favorite dance is the Syrtos.

### DISCIPLINE:

I do NOT like to enforce discipline. But sometimes it is necessary to prevent chaos. Twice, I have expelled rambunctious children from my summer classes; rarely, I have stopped an in-school class which has become chaotic, and have sent the children back to their room—this typically happens when there is no teacher present during the folk dance class (or when the teacher is physically present but declines to enforce discipline).

I **try** to get a teacher, a parent, or anyone else with disciplinary authority to be present **throughout** the entire class period. This helps keep the kids focused, and helps prevent the horseplay that is natural to some kids. Interestingly, I have NEVER had a behavior problem with a home-schooled child, even one who was obviously disinterested in dancing. Usually, the mothers of the home-schooled children are present throughout the dance classes, and most of them dance right alongside their children. I encourage parents and teachers to dance with the children: they usually learn dances (perhaps more slowly than their children) and I get reports that they and their children often dance together at home.

### SUGGESTIONS:

1. Try to get a group of kids who are all interested in folk dancing. Self selection includes:
  - a. After school activities (or folk dance clubs)
  - b. Home-schooled children: dis-interested kids will make their parents stop bringing them. In my experience, home-schooled

children are eager to learn and are therefore phenomenal learners.

2. **PERFECTION IN DANCING** should NOT be goal of a child's folk dance teacher. Most of my students achieve or approach perfection as a matter of personal pride, but I certainly do not insist even on near perfection (except in Troika, which can be dangerous if it's danced incorrectly). Many kids have a form of left-right confusion, akin to dyslexia. If you have the time to work with such a person alone, one-on-one, it is possible to modify this "dyslexia." The child's self esteem rises, and that's very important.
3. **SAFETY is the most important consideration.** Do NOT condone horseplay, because it will soon develop into a fist fight. If I see anyone trying to **trip or push or run into** another dancer, or even to interfere with another person's dancing, I have the offender(s) sit out the rest of the dance. Kids do NOT like that, not even the disinterested ones.

A more subtle hazard exists when dancers invent variations on the dance steps. Kids love to make up variations to just about any dance. I usually neither encourage nor discourage variations in the dance, provided the kids follow 3 rules:

- a. They have to know the standard dance patterns before they develop the variation.
- b. The variation must not be hazardous to others or even to themselves.
- c. The variation must fit the musical rhythm and phrasing.

My 6th graders at one school learned the text book version of Kulsko, and then developed one or two "legal" variations for **each** of the six patterns, and also for the chorus. I use one of their variations in my standard teaching of Kulsko. It's bouncy and kids love it.

Art Babad's Article (Continued)

4. **MY GOAL** for my students is that they should ENJOY folk dancing. Kids like jumping, stamping, skipping, twisting, hopping, clapping, etc. They are bored by slow dances (like Tsamikos or Lesnoto). I choose dances that kids will enjoy (like Hora Aggadati or Carnavalito). Moreover, if I myself do not care for a dance, I won't teach it. My lack of enthusiasm would be contagious (I do like Greek dances and I do like Lesnoto). Also, I teach folk dances that I think they can learn, even if they have to work at it. Self-esteem rises with successful performance of a task, such as learning a dance—and kids who (according to their parents) have been shy and even reclusive have come out of their shells and have become talkative and giggly and overtly social.

I try not to teach dances which require coordination or ability beyond the student's capability. However, I've frequently been surprised at how complex or how fast a dance can be learned even at an early age, if you slow down the music (a lot), if you are patient enough, and if you don't insist on perfection. If a dance is very fast and/or complex, I slow the music by 21% or even 38%. I once taught Vidinsko to two girls who were exceptional dancers; these were girls who had only 3 to 7 months of folk dancing. Vidinsko is NOT a beginner's dance, by any means, but they learned the steps at -38% and they loved it. In two repetitions, they were dancing Vidinsko at -21%, and the following week they danced it at FULL speed—at their insistence—and danced it almost perfectly. By the following week, they were absolutely perfect, at normal speed.

This brings up a phenomenon I have often witnessed: kids may not learn a dance well at its first introduction. I may repeat the teaching of this dance once (or rarely twice) during that same first session, and they still may be having great difficulties with the dance. If that happens, I just say that we'll review it next week, and then shift to another dance. I hate belaboring a teaching session; it ruins the joy of dancing.

So the next week, I'll say that we should go through the steps of that dance (the one the kids couldn't do the previous week) and almost without fail, the kids tell me "We know that dance. You taught it to us last week; you don't need to review it." So, I put on the music, and they're right; they do know the dance. They're doing it very well indeed. What happened over the intervening week is a mystery to me. Have their brains stored the dances and they've been subliminally rehearsing the steps? I don't know. I do know that I've observed this phenomenon fairly frequently.

Finally, I almost never approach a teacher or a principal and say that he/she ought to develop a folk dance program. Rather, I usually wait for someone to call me and ask me to teach his/her class or after-school activity or home schooled group. This ensures interest on at least somebody's part. Word of mouth by happy "customers" is the best sales pitch for me.

*Art Babad, Santa Rosa, CA (707) 542-2132*

\*\*\*\*\*

Wesley Takara Welcomes You to the  
Festival de Sonoma.



## CONSERVATION TIPS

by Barbara Lynch

Those lovely folk costumes or textiles you own—should you put them in a cedar chest? No. Clothing and fabric need to breathe, plus there is no solid evidence that cedar deters moths. If cedar does deter moths, they only eat wool, not cotton, linen or silk or polyester.

However, silverfish devour everything, even paper. Most California homes have silverfish: quick, little silvery wigglers. Buy DEKKO silverfish packets at your hardware store, \$5.99 for 24 packets. Place them on clothing or shelf. These packets are boric acid powder and will not hurt you or the cloth. They need to be renewed yearly. This product is good for linens, also. If your store does not stock this item, you may order from:

Dekko Manufacturing L1c.  
P.O. Box 35181  
Las Vegas, NV 89133

Do not put clothing in plastic bags as the bags give off gas which is not good and prevents clothing from breathing. Transporting clothing someplace in dry cleaner bags is useful but be sure the top and bottom of bag is open so the clothing can breathe.

Of course, keep clothing at moderate temperature and humidity. Fibers do not like rapid temperature or humidity changes. This means if you are comfortable in a climate, the clothing will be also.

But most important is cleanliness. If your costume is not washable, I recommend the following for treatment:

G. F. Thomas  
589 14th Street  
San Francisco, CA 94114  
Phone: (415) 861-0969

This dry cleaner has been in business in San Francisco since 1854 and is still family-run. They do excellent museum artifact cleaning. They will mail your clothing back to you, if you request this service. If you don't want clothing pressed because of sequins, etc., say "no press, clean only." They will take excellent care of the article and it will look very good upon delivery. The cost is reasonable. The

location of the shop is on 14th Street (not Avenue), near Market and Church, in a row of old houses.

If you hand wash something, use Orvis soap which has no bleach or other harsh chemicals. Orvis is cheap and goes a long way. Buy it at pet or feed stores.

If you need to spot or "bleach" a shirt or petticoat, use an all fabric brightener such as Snowy. This contains sodium perborate instead of chlorine.

For storage hang costume on a padded hanger or cover a plastic hanger with a towel. Most plastic hangers are molded and have a sharp edge somewhere that will cut into your outfit. If the costume goes in a drawer or on a shelf, put acid-free paper down first or put it on an old, clean sheet. Then roll the clothing or fold with padding in the folds. Wood makes those brown rust spots. Do not use rust remover. It rots the fabric.

When you wear a costume, do not use a body lotion, perfume or deodorant. Aluminum salts in these products yellow and rot the fabric. Better to excuse yourself to the bathroom and wash underarms.

Now, wear those costumes. They are beautiful works of art.

*Barbara Lynch, 1719 Capella Court, Petaluma, California 94954*

\*\*\*\*\*

### FOLK DANCE SCENE

This (almost) monthly publication has folk dance events in California and elsewhere, folklore articles, recipes and lots of good reading.

To get a copy, just write to:

**Gerda L. Ben-Zeev**  
**2010 Parnell Avenue**  
**Los Angeles, CA 90025**

**FREE OKTOBERFEST!**

This is the 47th year for the free Oktoberfest sponsored by the San Diego Park & Recreation Department and the International Dance Association. The event will take place in the beautiful ballroom of the Club Building in Balboa Park. On Sunday, from 12:30 PM to 5:00 PM dancers in colorful national costumes will crowd the huge floor. There will be special exhibitions by the Vislanie Polish Dancers and by the Lindy Hop Society. Several easy dances will be taught with the audience invited to participate. There will be a sale of folk arts and crafts, as well as group singing of German songs in the outer room where German food will be offered at reasonable prices.

Prepare for the Oktoberfest which will be held on Saturday, September 27, 2003.

The public is invited to a free class to learn the polka and German, Austrian and Swiss dances. The class starts at 1:00 PM in the Ballroom with Kin Ho teaching very basic dance steps that anyone can learn. At 2:15 PM Lu Sham will teach the basic polka step and some easy polkas and mixers. From 3:30 to 4:30 PM Joe Sigona will teach some related easy fun dances that the entire family will enjoy. During the intermissions free punch and cookies will be available in the foyer. Families with children are cordially invited to attend.

On Saturday, at 7:00 PM, local folk dance groups will sponsor a party. Out-of-town dancers and members of the Folk Dance Center will be guests. Delores Crawford will lead off teaching 3 or 4 line dances followed by a program of line and couple dances. A free ice cream social at break time and an after-party at the Folk Dance Center from 10:00 PM to ?? will end the evening.

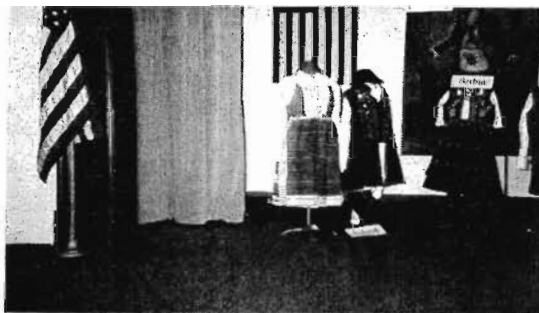
On Sunday morning at 10:00 AM the Folk Dance Federation of California, South, will hold

a regular meeting in the Balboa Park Club Building with a lunch furnished by the local folk dance clubs.

For further information about the festival or about visiting San Diego please call Bob Barckley at 619-286-0355 or e-mail to: rbarckle@cox.net.


*Bob Barckley*

\*\*\*\*\*



Costumes on display at Statewide 2003

*They'll do it every dance*  
BY Phil Engle



Copied from July 1955 Let's Dance. Still true today and don't we wish the prices were still the same?

**Hopak**  
(Ukraine)

Hopak (HOH-pahk) can be characterized as the national dance of the Ukraine in that it typifies the gaiety and abandon prevalent in their dances and is the most widely known dance of this region. Sometimes the name of the dance is spelled "Gopak," but this gives it a Russian pronunciation. The name translates roughly to the exclamation "whoop-pa" or "whoopee." The choreography described here was arranged for recreational dancers by Henry "Buzz" Glass, and published originally by the Folk Dance Federation of California (*Folk Dances from Near and Far*, vol. 2, 1946). Glass recalls (April 2002) that his choreography of this dance developed from: a) private dance lessons with Vasya Kuratov—an internationally known teacher and performer of Russian, Ukrainian, and Georgian dance; b) his attendance at many Slavic festivals put on by the Russian community in Fresno; and c) the extensive "Russian" (= Soviet Union) repertoire of Chang's International Folk Dancers in the 1930-40s. See comments at the end of this description for notes on how the original choreography can be modified to better reflect Ukrainian styling.

Music:	Records: Kismet A106, Columbia 20346F, Victor V-21123A	2/4 meter
Formation:	Cpls in circle facing LOD (CCW) with hands held in Varsouvienne position.	
Steps and Styling:	Pas de Basque*, Buzz step*, Lunge-step*, Push-step*, Varsouvienne position* In the free-style part of the dance men perform various <u>Prysiadka</u> (prysid—preh-see— in Ukrainian) steps (see original description for some notes on prysiadkas, and suggestions for some basic Prysidy (preh-see-eh) at end of this description). When hands are free, place hands on hips with fingers fwd, thumbs back (fists on hips can also be used, but this gives the dance more of a Russian character).	

\* Described in *Steps & Styling* (rev. 1996), published by the Folk Dance Federation of CA, Inc.

Meas	Pattern
------	---------

INTRODUCTION. The most commonly used music is from the Kismet record. There is no introduction, so typically dancers start on meas 2 of Fig. I.

I. PAS DE BASQUE

- 1-16 Starting with L ft for both and vigorously moving fwd, dance 16 prancing Pas de Basque steps. Style is high-stepping although may be more reserved for W. Start with small leap fwd onto L (ct 1); step on R across in front of L (ct &); and step on L behind R (ct 2). On meas 2, repeat starting with leap onto R ft. Posture is erect, with wt over heels, and lower body twists slightly in direction of leaping ft.

II. TOUCH - EXTEND

- 1 Still in Varsouvienne hold, hop on R (for both), bringing L ft beside R lower leg, toes pointed down (may touch floor)(ct 1); hop again on R extending L ft sharply forward, straightening leg, and pointing toe downward (ct 2).
- 2 Run forward with 3 light running steps L,R,L (cts 1,&,2).
- 3-4 Repeat meas 1-2 with opp ftwk.
- 5-16 Repeat meas 1-4 three more times.

III. RUNNING POLKA STEPS

- 1-2 Running smoothly on balls of ft with ft close to the floor: leap fwd on L (ct 1); step fwd on R (ct &); step fwd on L (ct 2)(long, short, short). Cpls lean bodies slightly to the L on ct 1. Repeat meas 1 with opp ftwk and leaning slightly to R.
- 3-16 Repeat meas 1-2 seven more times for total of 16 running polkas; accent slightly ct 1 of each meas.

IV. BUZZ STEP TURN

- 1-8 Release hands and turn individually to own R (CW) using 15 buzz steps with stamp on L ft meas 8, ct 2. Extend R arm high with palm up; return R hand to hip on stamp; L hand is on hip throughout. Alternatively, dance 14 buzz steps and on meas 8 stamp L,R,L (cts 1,&,2).
- 9-16 Repeat meas 1-8 turning to L (CCW) with opp ftwk and hand positions. End in Varsouvienne pos. M may clap on meas 9, ct 1.

V. LUNGE-DISPLACE

- 1 Lunge fwd on L, bending knee, R leg is held fairly straight out behind, and head turns in direction of trailing leg (ct 1); step on R with bent knee just behind L, displacing L ft which is extended fwd with straight knee (ct 2). An alternative is to bring L knee up in front on ct 2.
- 2 Run fwd with 3 small steps (L,R,L)(cts 1,&,2).
- 3-4 Repeat meas 1-2 with opp. ftwk.
- 5-16 Repeat meas 1-4 three more times (total of 8 lunge-displace steps). Turning the head twd the trailing leg means that the opp shldr leads fwd on the lunge step. (Note that not all groups do this head-turning style, and it is not mentioned in the original description.) An alternative hand hold is to place R hands on the W's R hip and hold L hands fwd. On meas 16 move into R hips adjacent pos.

VI. BUZZ STEP TURN WITH PARTNER

- 1-8 With R hips together, R hands on ptr's L waist, and L arms held high (about 45° angle), turn CW with 15 buzz steps; stamp with R ft on ct 2 of meas 8, and turn to have L hips adjacent.

© 2003 Folk Dance Federation of California, Inc.



- 9-16 Repeat meas 1-8 turning CCW and with opp ftwk and hand positions. End with ptrs facing, M's R shldr and W's L twd ctr.

## VII. PUSH AWAY

- 1-8 M move twd ctr (W twd outside) with 14 push steps followed by 3 stamps (L,R,L), leading arm held up at about 45 degree angle with elbow bent gently to make slightly rounded arm, trailing hand is on hip, and each looks back over shldr at ptr. Push step: pushing off with ball of L ft slightly behind R, fall to R on R bending knee slightly to give down feeling while flicking L (ct 1)(2 push steps per meas). Place hands on hips in meas 8.
- 9-16 Repeat meas 1-8 with opposite ft work and direction (moving back twd ptr).

## VIII. TOE-HEEL-TOUCH-KICK

- 1-2 Ptrs facing, hands on hips; M on inside. Touching R toe in front and to side with heel out, hop on L ft turning R hip slightly twd ptr (ct 1); touching R heel in front and to side, toe angled to R, hop on L ft turning L hip slightly twd ptr (ct 2); touching R toe in front of L ft but with heel to L, hop on L ft (ct 1); extending R ft diag to side by sharply straightening leg, toe pointed downward, hop on L ft (ct 2).
- 3-4 Repeat meas 1-2 with opp ftwk starting with small leap onto R ft.
- 5-16 Repeat meas 1-4 three more times.

## IX. POLKA TURNS

(In the original dance description, improvisations started at this point, but the pattern described here is generally done by most groups.)

- 1-8 With R elbows held horizontally and bent arms slightly behind ptr's, turn CW with 8 small polka steps; L arms are extended sdwd, palms down, or diagonally up with palms up. On meas 8 turn twd each other to face other direction.
- 9-16 Repeat meas 1-8 in CCW direction and with opp ftwk and arm positions. End with M on inside of circle facing ptr.

## X. IMPROVISATIONS

- 1-16 W improvise with Pas de Basques; Back Reel Steps (step on R behind L displacing L which is lifted fwd (ct 1); L circles back behind R while R can chug a little fwd to maintain pos (ct &); repeat with opp ftwk); Toe-heel-touch-kick Steps (Fig. VIII); Turning Buzz Steps.  
M improvise with Prysidy (Prysiadky) or any of the same steps used by W.  
Sequence can end with cpl doing turning polkas (Fig. IX) or turning buzz steps (Fig. VI), ending with pose (ptrs can back away from each other, keeping M's R and W's L hands joined and raising free hands high).

Ukrainian styling notes based on comments from Dorothy Daw as learned by her from Vince Evanchuck:

- 1) Varsouvienne hold (Figs I, II, III, V): L hands joined and held extended fwd at chest level; R hands joined over W's R shldr and held at head level.
- 2) Free hands are on hips with fingers fwd, thumbs back. The fist on hips prescribed in the original description is Russian styling.
- 3) In Fig V, instead of a leaping lunge fwd on ct 1, slide ft fwd keeping it close to the floor.
- 4) In Fig IX, meas 1-8, W's R hand is on her chest, palm down (to hold beads in place).

Some basic prysidy for men (from notes by Vince Evanchuck, 1971):

Basic squat—Assume a squatting pos sitting over heel, on toes, with knees at a 90 degree angle and turned out (ct 1); rise to standing pos with heels together and toes diagonally out (ct 2).

Heel prysid—Repeat Basic ct 1; rise to stride pos landing on heels and with toes turned up and out (ct 2).

Prysid z udarijen (preh-seed zeh-dah-ree-yen)—Do Basic ct 1; rise to stride with stamp on both ft flat on floor (ct 2).

Detorkanya (deh-tor-kahn-yah)—Hop on L as R toe touches in front of L (ct 1); hop on L as R heel touches in front of L (ct &). Reverse ftwk for cts 2, &.

Vexholyacnek (vekh-hol-yash-nek)—Hop on L as R toe touches at instep of L with R heel turned out (ct 1); hop on L as R heel touches at instep of L with toe and knees turned out (ct &); reverse ftwk for cts 2, &.

Pedskok (peed skok)—Hop on L as R knee is lifted high (ct 1); step on R beside L (ct &); step on L in place (ct 2); hold (ct &). This step can be done with opp ftwk, but it is done several times on the same side; it does not alternate R and L.

Pereskok z presydkom (jump over; pear-es-kok za preh-sed-kom)—Leap onto R in front of L as L is brought up and behind R calf (ct 1); hop on R as L is kicked diagonally out to side with leg straight (ct 2). This is generally followed by a Basic squat.

Schupak (shoo-pahk)—Drop to Basic squat pos but with wt on L ft and with R leg extended fwd (ct 1); shift wt to R and extend L fwd (ct &); shift wt back to L, extending R fwd (ct 2); repeat ct 1& (ct &); recover as in Basic squat ct 2.

**“FIESTA DE SONOMA”  
VALLEY OF THE MOON  
FOLKDANCE FESTIVAL**



**SUNDAY, SEPT. 7, 2003**

**VETERANS' MEMORIAL  
BUILDING  
126 1st STREET WEST  
SONOMA, CALIF.**

**11:00 am COUNCIL PRESIDENTS' MEETING**

**11:30 am ASSEMBLY MEETING**

**1:30 - 5:30 pm GENERAL FOLK DANCING**

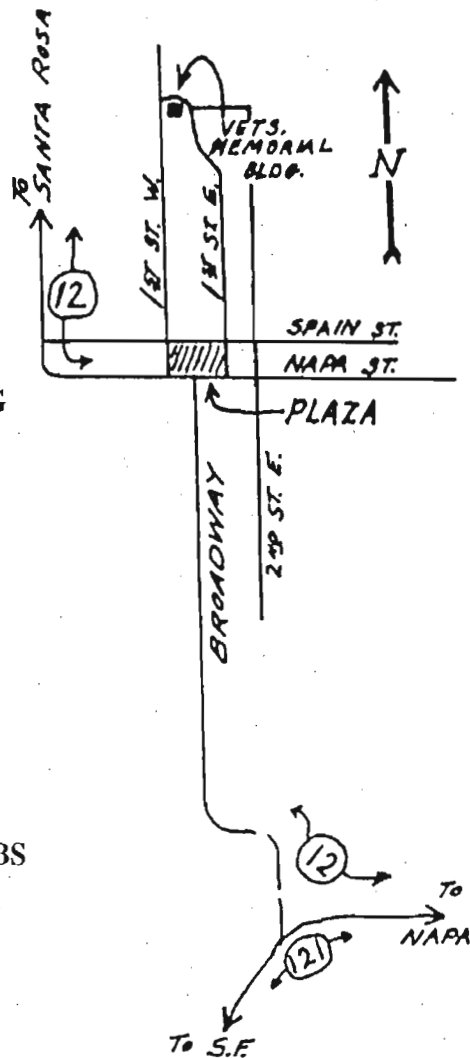
**SPONSORED BY**

**FOLKDANCE FEDERATION OF CA, INC.**

**PRESENTED BY**

**REDWOOD COUNCIL OF FOLKDANCE CLUBS**

**DONATION \$ 5.00**



## FIESTA DE SONOMA

SEPTEMBER 7, 2003 AT SONOMA VETS. BLDG.  
1:30 - 5:30 P.M.

### PROGRAM OF DANCES

1. Makedonka
2. Corrido
3. Western Trio Mixer (P)
4. Alexandrovskia
5. Numero Cinco
6. Square
7. Rumelaj
8. Double Sixsome
9. Bluebell Waltz (P)
10. Sauerlander Quadrille
11. Bohemian National Polka
12. Contra
13. Joc bătrănesc din Niculițel
14. Hambo
15. Tango Poquito (P)
16. Polharrow Burn
17. Dreisteyrer
18. Square
19. Bapardess Leyad Hashoket
20. Elizabeth Quadrille
21. Three's a Crowd (P)
22. La Encantada Tango
23. Frenchy Brown
24. Contra
25. Karamfil
26. Maple Leaf Rag
27. Pinewoods Two Step (P)
28. Balmoral Strathspey
29. Zillertaler Ländler
30. Grand Square
31. Erev Ba
32. Valašský Starodávny
33. Mona's Festvals (P)
34. Let's Have a Ceilidh
35. La Cachucha
36. Caballito Blanco
37. Hasápikos
38. Ada's Kujawiak #1
39. Japanese Soft Shoe
40. La Bastringue (P)
41. Windmill Quadrille
42. St. Bernard Waltz
43. Kvar Acharay Chatzot
44. Posties Jig
45. D'Hammerschmiedsg'selln
46. Olssons' Familievals (P)
47. Lights of Vienna
48. Prince William
49. Tino Mori
50. Milondita Tango
51. Trip to Bavaria
52. Couple Hasapiko
53. Lesnoto
54. Blue Pacific Waltz

# Fresno Autumn Harvest Folk Dance Festival

Fresno's 55th Annual Harvest Folk Dance Festival will be held October 18 and 19, 2003, at California State University, Fresno.

All the events will be held in the South Gymnasium, Campus Drive and San Bruno.

Parking restrictions are relaxed for the FOLK DANCERS so that will make it easy for us and there is an area for RVs.

The committee members are busy planning a good dance program with outstanding EXHIBITIONS.

We are planning a dance party on Friday, October 17, at 8:00 PM at LAFAYETTE SOCIAL HALL, Princeton and Glenn Streets, featuring our member-at-large, Drew Herzig.

Saturday, October 18, starts with a Federation Institute at 1:00 PM. Snacks and refreshments will be available. Evening dancing starts at 7:00 PM with Kolo requests and festival dancing at 7:45 PM until 11:00 PM. EXHIBITIONS will be about 8:30 PM.

Sunday, October 19, starts with a Federation Assembly Meeting at 11:45 AM. Snacks and refreshments will be available until 5:00 PM. There will be dancing in the afternoon; EXHIBITIONS will be about 2:30 PM. (They are SUPER!). The After-Party Dinner, at 6:00 PM, Sunday, will be at Carrow's on Shaw near First Street, followed by dancing.

This is the only two day festival left that is FREE to attend with good wood floors to dance on and should be a must for all folk dancers to support. Hope to see your smiling faces there. THANKS!

*Fran Ajoian*

## INSURANCE ISSUES

A slight change in insurance procedure has begun. Any change in the club roster of dancers after the initial enrollment for the insurance year from January 1 through June 30 will require payment of an additional enrollment fee. However, from July

1 through December 31 any addition to the club roster must be submitted, but will not require an enrollment fee.

*Elsa & Frank Bacher*

Insurance Chairpersons

## LETTER TO THE EDITOR:

The July-August issue of *Let's Dance* made for excellent reading. Laila's upbeat, interesting and promising message; Bobi Ashley's comprehensive thoughts with encouragement for all of us; Irene Oxford's personal look at the Past President's pin and the Ribas' Vick's serendipitous experience. I even read the costume article re the Maria Clara Philippine dress. Why? Because the photos on the reverse side of the page were so atrocious. We have to do something about the visual material for the magazine. It's an embarrassment. Who among our readers knows how to remedy this? The Wall Street Journal often has excellent portraits which are simply dot density/size renditions of photos. How is this accomplished?

ELSA BACHER

## EDITOR'S RESPONSE:

I am certainly aware of the poor quality of the copies of photographs appearing in *Let's Dance*. It has been a concern of mine for a long time. I have been attempting to improve the magazine in that area. In last month's issue I explained that receiving poor quality pictures only ensures even poorer quality when they are printed in the magazine. I should not have printed any of the pictures that were in the last issue since the quality was not good and the printer cannot produce satisfactory results. If I receive poor quality material I will NOT print it in the future, so be aware of that. I have made some changes, effective with this issue, regarding the printing, and it is my hope that we all will see improvement. I want a top quality product and strive to produce it.

NADINE MITCHELL

Come one, come all, to Fresno's  
**55th** Annual Harvest Folk Dance  
Festival, October 18 & 19, 2003

Fresno State University  
South Gymnasium

Welcoming Dance Party, Fri., Oct.  
17, LaFayette Social Hall,  
Princeton & Glenn Streets, 8:00  
PM.

Sat., Oct. 18, Federation Institute,  
1:00 PM. 7:00 PM, Gen-  
eral dancing & Exhibitions.

Sun., Oct. 19, Federation Assembly  
Meeting, 11:45 AM, followed by  
general folk dancing and Exhibi-  
tions.

After Party Dinner, 6:00 PM, Car-  
rows.



THE FOLK DANCE FEDERATION OF CALIFORNIA, SOUTH, INC  
PRESENTS.

# CAMP HESS KRAMER INSTITUTE WEEKEND

"Camps Review"

October 17 - 18 - 19, 2003

## TEACHERS:

*Beverly Barr \* Lu Sham \* Loui Tucker*

THE WEEKEND INCLUDES; 2 nights lodging, 6 meals, snacks, teaching sessions, review sessions, evening dance parties, happy hour, ice cream social, and if you can find the time, hiking, beach strolling and other outdoor activities.

Camp Hess Kramer is located at 11495 E. Pacific Coast Highway, in a verdant canyon, one mile north of the Ventura County Line.

THERE ARE 4 LEVELS OF ACCOMMODATIONS FROM DORMITORIES  
TO THE DELUXE ROOMS IN THE CONFERENCE CENTER

\$135            \$160            \$185            230

FOR INFORMATION CALL

IRWIN            310-202-6166            or            310-478-6600

MAIL APPLICATION TO: Wes Perkins, 1621 Bryn Mawr, Santa Monica, Ca. 90405

Registration on a first come first serve basis

Please make check payable to CAMP HESS KRAMER COMMITTEE

Name _____	\$135 Per person .....\$_____
Address _____	Dorm: 2 to 5 persons - Bring bedding & towels
City _____ State _____ Zip _____	\$160 Per person .....\$_____
Home # _____ Work # _____	Room in Redwood Bldg., Semi - private bath, Sleeps 2 or 3, bring bedding & towels
E Mail _____	\$185 Per person .....\$_____
Roommate _____	Room under dining hall, semi private bath sleeps 2, with bedding, towels & maid service
Smoker _____ Non Smoker _____	\$230 Per person .....\$_____
	Deluxe room in the Conference Center, private bath, with bedding, towels, maid service
	SYLLABUS: \$4 each .....Total \$_____
	Vegetarian _____

FOLK DANCE FEDERATION  
OF CALIFORNIA INC.  
P.O. BOX 789  
KENWOOD CA.95452  
ADDRESS SERVICE REQUESTED

3\*2\*\*\*\*\*3-DIGIT 940  
CRAIG BLACKSTONE  
207 MONTEREY RD APT 1  
PACIFICA CA 94044-1373

PRSRST STD  
U. S. Postage  
Paid  
Sacramento CA  
Permit #2352



# DANCE ON THE WATER

**THREE SPECIAL 20th ANNIVERSARY FOLK DANCE CRUISES**  
**HAWAII** departing from **LA or SAN DIEGO** **LOWER DANUBE**

Dec. 8 - 22, 2003  
Dancing led by SANDY STARKMAN  
Depart & Return LA or San Diego FROM \$1698  
14 days aboard the OLYMPIA EXPLORER  
Early sign-ups bonus before 9/30 \$150 ship credit  
DO NOT DELAY

July 2 -10, 2004  
Dancing led by LEE OTTERHOLT  
CRUISE, EXCURSIONS & AIR FROM NY \$2848  
8 days aboard the RIVER COUNTESS & one night  
in BUCHAREST INTERCONTINENTAL HOTEL

DEPARTING FROM LA OR SAN DIEGO WE  
SAIL ABOARD THIS ROYAL OLYMPIC'S FAST  
LUXURIOUS MONOHUL CRUISE SHIP

PORTS OF CALL INCLUDE ESENDA,  
MEXICO, KAILUA KONA, SAIL BY KILAHUEA  
AND VIEW VOLCANO, MAUI, KAUAI AND  
OVERNIGHT IN HONOLULU THEN  
SAIL BACK TO YOUR HOME PORT

DURING THIS WONDERFUL CRUISE WE  
WILL HEAR LECTURES BY FAMOUS  
PROFESSORS, BE ENTERTAINED

DAILY DANCE LESSONS AND ALL REQUEST  
INTERNATIONAL DANCE. WE HOPE TO  
DANCE WITH LOCAL DANCE GROUPS

AFTER A CITY TOUR IN BUCHAREST ENJOY  
DINNER AND FOLKLORIC SHOW IN A  
FAMOUS BUCHAREST RESTAURANT

THERE WILL ALSO BE CITY TOURS IN  
CONSTANTA, ROUSSE, VELIKO TURNOVO,  
VISIN, BELGARDE, KALOCSA (WITH  
HORSEMANSHIP DISPLAY) AND BUDAPEST

FLIGHTS AVAILABLE FROM OTHER MAJOR  
US AND CANADIAN CITIES

WE MAY BE ABLE TO DANCE OR MEET  
WITH LOCAL DANCERS

VISIT FOLKLORIC SHOPS, MUSEUMS AND  
SIMILAR HISTORIC LOCATIONS

**NEW ORLEANS FOLK DANCE CRUISE**  
Dancing led by MARIANNE TAYLOR aboard the AMERICAN QUEEN  
Cruise only from \$865 USD Jan. 18-23, 2004 (New Orleans extensions available)  
Enjoy folk dancing on the "no rocking" Mississippi River in the elegance of this luxurious  
world's largest paddle wheel steamboat. Visit Francleville, Natchez, Baton Rouge

JOIN OUR GROUP OF LOYAL REPEATERS FOR  
COMARADERIE WITH FOLK DANCERS FROM ALL  
OVER THE US, CANADA AND BEYOND

**SINGLE SHARES ARRANGED**

FOR MORE INFORMATION MAIL COUPON TO

MEL MANN (folk dancer & group escort)  
% BERKELEY TRAVEL COMPANY  
1301 CALIFORNIA ST.  
BERKELEY, CA 94703  
PHONE (510) 526-4033 FAX (510) 524-9906  
EMAIL: MELDANCING@AOL.COM  
WEB PAGE: FolkDanceOnTheWater.org

Please add my name to the Dance on the Water L

2003 Hawaii folk dance cruise

2004 New Orleans folk dance cruise

2004 Lower Danube folk dance cruise

Add my name to your future folk dance cruise list

Single share information (  female,  male)

Name \_\_\_\_\_

Address \_\_\_\_\_

City \_\_\_\_\_ State \_\_\_\_\_

Zip \_\_\_\_\_ Phone \_\_\_\_\_

E-Mail \_\_\_\_\_

ENSENADA, MEXICO\*KILAUEA KONA\*KILAUEA VOLCANO\*KAHULUI MAUI\*NAWILIWILI KAUAI\*HONOLULU OAHU\*

\*BUCHAREST 1 NITE IN 5 STAR HOTEL\*CONSTANTA\*ROUSSE\*VIDIN\*BELGRADE\*KALOCSA\*BUDAPEST