

WALTZ COUNTRY DANCE
(Scottish)

Described in The Ballroom 1827 as "The Guaracha, a Spanish dance."

Music

Record: Parlophone 712, F3363

Piano: Come O'er the Stream, Charlie; or Skye Boat Song
(Scottish Country Dance Book IV)Formation

A circle of sets, consisting of two couples facing each other, W to R of partner, arms are at sides, thumbs forward.

Steps

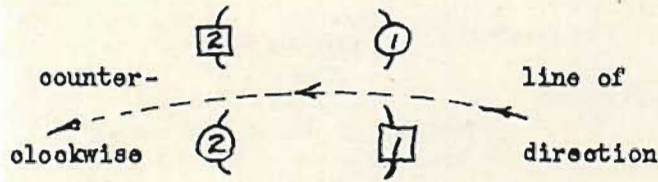
Waltz-Balance*

Music (3/4)	Pattern
Measure	
Intro.	Before dance begins, W curtsy and M bow to partner, and to their opposites.
	<u>I. Set and Cross Over</u>
A 1 - 2	Each M and W sets to opposite. (Waltz-balance, starting R ft. then L.)
3 - 4	Cross to opposite's place, passing R shoulders, with two progressive two-step-waltz steps, both starting R ft. (Step R ct. 1, step closing L to R ct. 2, step R ct. 3). Turn slightly back to back in crossing and finish facing partner by M making 1/4 turn R and W making 1/4 turn L.
5 - 8	Set to partner and change places passing R shoulders, using same step pattern as in meas. 3-4. Finish facing opposite, M making 1/4 turn R and W making 1/4 turn L.
9 - 12	Repeat action of meas. 1-4. (Set to opposite and change places.)
13 - 16	Repeat action of meas. 5-8. (Set to partner and change places.) Dancers are now in original positions.
	<u>II. Balance Forward and Back and Turn Woman</u>
17 - 18	All four join hands and balance toward center of set and back.
19 - 20	With both hands, M turns W on L (opposite) in front of him to position on his R. (Two progressive two-step-waltz steps.)
21 - 24	Repeat action of meas. 17-20.
25 - 32	Repeat action of meas. 17-20 twice more. The W finishes in her original place with own partner.
	<u>III. Pousette to Meet Next Couple</u>
1 - 8	Partners face, join both hands, elbows slightly bent. Both starting R ft., using progressive two-step-waltz step, pass opposite couple, both veering to the R, and meet next couple. Detailed pousette follows:

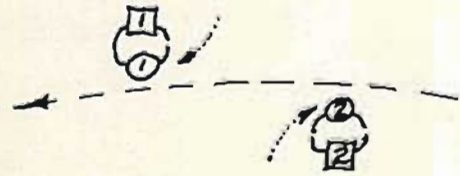
WALTZ COUNTRY DANCE -- Continued

-- Poussette Figure --

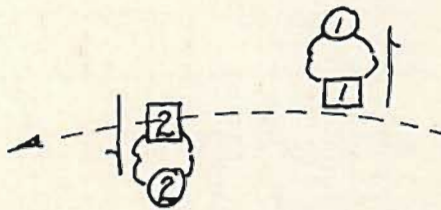
Starting position



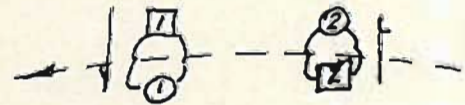
Meas. 4 Two-step-waltz step to position indicated:



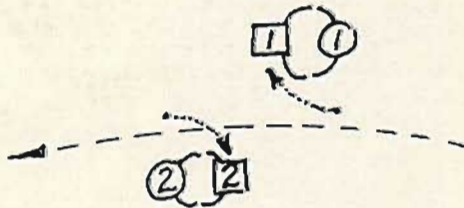
Meas. 1 Two-step-waltz step to position indicated:



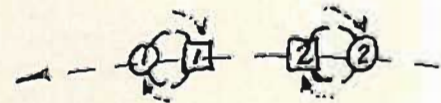
Meas. 5 Two-step-waltz step to position indicated:




Meas. 2 Two-step-waltz step to position indicated:



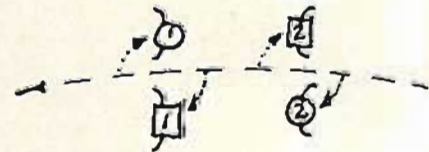
Meas. 6 Two-step-waltz step to position indicated:



Meas. 3 Two-step-waltz step to position indicated:



Meas. 7-8 Two two-step-waltz steps to position indicated:



This is a progressive dance so it is repeated with changing opposite couple as long as desired. The dance is completed with a bow to one's partner.