

POLHARROW BURN

(Scotland)

This reel is a relatively new Scottish country dance devised by Hugh Foss. It was presented by C. Stewart Smith at the 1972 University of the Pacific Folk Dance Camp.

MUSIC: Records: Calclan 002A; Pasadena Recorders, Teachers Choice, Side 1, Band 2.

FORMATION: 5 cpls in longways formation.

STEPS, Skip Change of Step: Hop L lifting R fwd with toe pointing down, knee turned out (ct ah), step fwd R (ct 1), closing step L behind R, L instep close to R heel (ct &), step fwd R (ct 2). Bring L leg fwd passing through with a straight knee for the next step, which begins with a preliminary hop R.

20

Move Up (2 meas): Described for M; W dance counter part. Step L diag fwd L (ct 1), step R across in front of L (ct 2), step L diag bkwd L (ct 1), close R to L (ct 2).

Cast Off (or down): A movement down behind the line to a designated place. To dance it always make a CCW turn on M side and a CW turn on W side. If the movement is down behind own line, make an individual turn outward (the long way). If the movement involves a crossing to opp side and then casting down, make a regular turn (the short way).

Figure of Eight (8 meas): A pattern formed by 3 persons basically, only 1 of whom is active, the other 2 standing in place. Active dancer loops in one direction (either CW or CCW) around one inactive person (4 meas) and then in the other direction around the other inactive person (4 meas). If one cpl dances individually around another cpl, then there are really 2 separate figures of 8 being formed -- one by the active W and another by the active M. This is the case in this dance, except that only a half figure of 8 is done.

Corners: The 2 dancers that the active person faces when back to back with ptr in the ctr, M facing W line and W facing M line. 1st corner is to your R and 2nd corner is to your L.

Use Skip Change of Step throughout the dance, and always start R (with preliminary hop L) unless otherwise stated.

MUSIC 2/2 (Cut time)

PATTERN

Measures

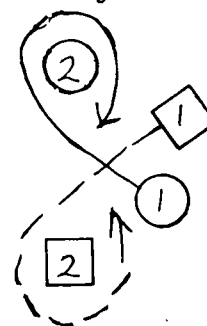
Chord & Upbeat INTRODUCTION. M bow, W curtsy to ptr.

I. CROSS, CAST AND HALF FIGURE OF EIGHT

1-4 Cpls 1 and 3, giving R hands to ptr in passing, cross over and cast off one place to finish in 2nd and 4th place respectively.

5-8 Cpl 1 dance a half figure of 8 around cpl 2, W 1 crossing in front of ptr to loop CW around W 2 as M 1 loops CCW around M 2. Finish back in 2nd place on own side. (See diagram 1)
Cpl 3 dance likewise around cpl 4.
Cpls 2 and 4 move up (meas 7-8).

Diagram #1



21

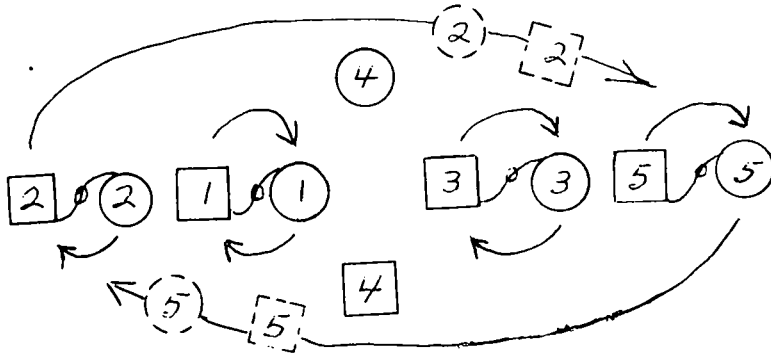
II. TURN AND CHASE

9-16 Cpls 1 and 3 join R hands with ptrs and turn once CW (4 meas). Join L hands and turn CCW once and a little more to finish back to back in the ctr facing 1st corners (4 meas). Simultaneously cpls 2 and 5 (the end cpls), giving R hands in passing, cross over to ptr place, and W 2 and M 5 only turn 1/2 CW to finish facing ptr (2 meas) and "chase" or follow ptr 1/2 CW around the outside to finish at the other end of the set on own side. Cpl 2 finish at the bottom and cpl 5 at the top (6 meas). Throughout entire Fig II cpl 4 stand inactive in place. (See diagram 2.)

III. THREE HALF REELS OF FOUR; TURN AND CAST

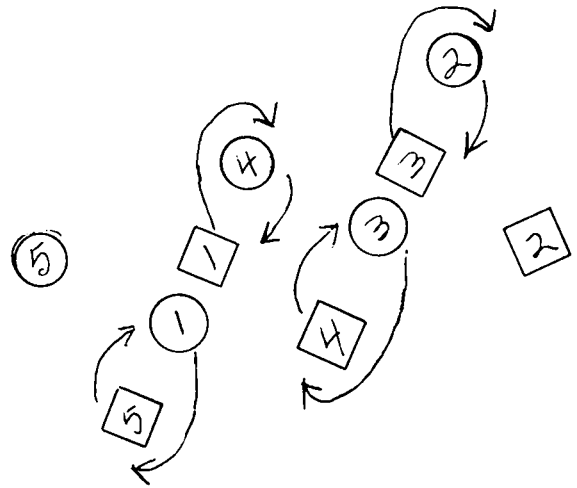
17-20 Cpls 1 and 3 dance a half reel of 4 with 1st corner. (See diagram 3.)

Diagram #2



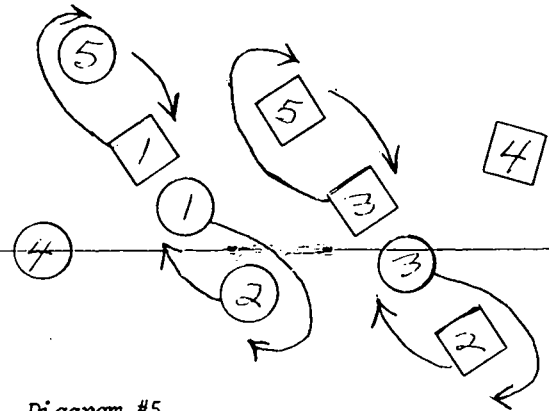
22

Diagram #3



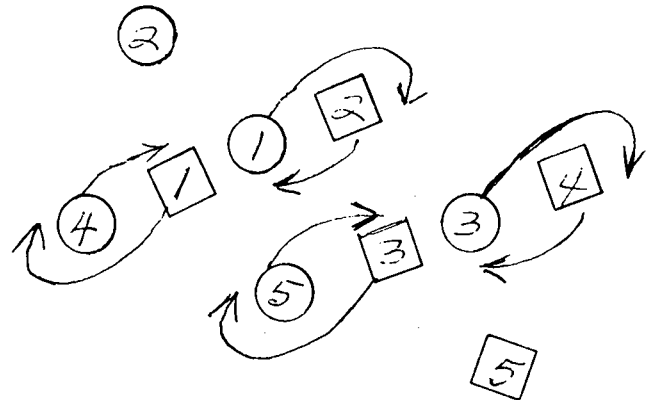
21-24 Passing ptr L shoulders in the ctr and moving CCW around the set, cpls 1 and 3 dance a 2nd half reel of 4 with 2nd corners. (See diagram 4.)

Diagram #4



25-28 Again passing ptr L shoulder in the ctr and continuing in a CCW direction, cpls 1 and 3 dance a 3rd half reel of 4, starting with person who is now in ptr orig 1st corner pos. (See diagram 5.)

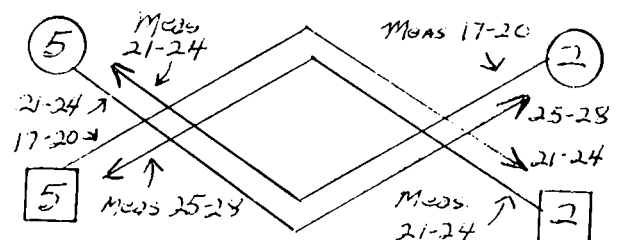
Diagram #5



19

During the 3 half reels of 4, once they get started, cpls 2 and 5 move without stopping from one end of the line to the other, describing a "v" pattern on the floor. (See diagram 6.)

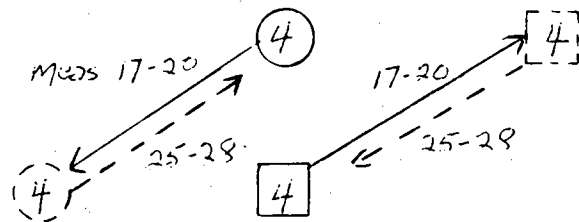
Diagram #6



Cpl 4 immediately start to go from the middle to the end of the set diag fwd to the R, waiting there for 4 meas and then returning to the middle. (See diagram 7.)

POLHARROW BURN (continued)

Diagram #7



18

29-32 Cpls 1 and 3 turn ptr by L hand once around and cast off one place on own side, finishing in 3rd and 5th place respectively. Cpls 4 and 5 move up (meas 31-32).

Repeat dance from beginning with new top cpl and cpl 1 active again in 3rd place.
Dance goes through a total of 5 times.

Chord M bow, W curtsey to ptr.