

Pinewoods Reel

(Scotland)

Pinewoods Reel is a Scottish Country Dance published in A Yankee Sampler by the Boston branch of the Royal Scottish Country Dance Society, 1976, 1981. It was devised by John Bowie Dickson in the 70's and dedicated to Mrs. Richard K. Conant of Pinewoods Camp in Plymouth, Mass. Marianne Taylor taught it at the 1987 University of the Pacific Folk Dance Camp, and Robert McOwen also taught it at the 1986 Mendocino Folklore Camp. It is a 32 bar Reel for three couples.

RECORD: Boston Hospitality "Pinewoods Reel"; Cabbage 417 "Gie Us Tullochgorum" 2/4 Meter

FORMATION: 4 cpls in longways formation*.

STEPS and PATTERNS Skip change of step*, pas de basque*, Figure of 8*, cast down*, move up*, reel of 8*, reel of 3*, double triangles*, set*, bow and courtsey*.

Petronella-Type Turn (2 meas): With 2 pas de basque steps, beg R, turn individually CW, moving to a designated place to the R.

Reel of Three (6 meas): See reel of three* using 8 meas, but complete it with only 6 meas, (3 meas for each loop around).

*Described in the Scottish Glossary of Steps & Styling, published by the Folk Dance Federation of California, Inc., 1275 "A" St., Rm 111, Hayward, Ca 94541.

MUSIC 2/4

PATTERN

Measures

Chord INTRODUCTION M bow, W courtsey

I. DOUBLE FIGURE OF EIGHT

1-8 Cpls 1 and 3 dance a figure of 8 around cpl 2 who stand in place, as follows: Cpl 3 beg by dancing up between cpl 2, crossing over (W passing in front of ptr). W3 dance CCW around M2, passing L shldr, then again into the ctr and (passing in front of ptr) around W2 CW, passing R shldr and back to place. M3 dance CW around W2, passing R shldr, then again into the ctr and CCW around M2 and back to place. (See Diagram 1).

Simultaneously, cpl 1 cast off into 3rd place and follow cpl 3 in the fig of 8. W1 dance CCW around M2, as M1 dances CW around W2. W1 pass in front of ptr, passing R shldr, to finish in the center back to back with ptr, W1 facing W side and M1 facing M side. On meas 7-8 cpl 2 move up into 1st place. (See Diagram 1).

II. DOUBLE TRIANGLES AND PETRONELLA

1-2 All 6 dancers join hands in double triangles formation and set. (See Diagram 2).

3-4 Release hands, cpl 1 dance with 2 pas de basque steps turning 1/2 CW around ptr in the center of the set, keeping back to back, to end facing opp side. The four dancers on the corner of the double triangles dance a Petronella-Type Turn, progressing to the next corner CCW around the small square. (See Diagram 3).

5-8 Repeat meas 1-4, corner dancers moving CCW to the next corner, while cpl 1 turn again in the center to end facing their 1st corners (M1 face W3, W1 face M2). (See Diagram 4).

III. TWO HALF REELS OF FOUR

- 1-4 Cpl 1, beg R shldr with 1st corners, dance 1/2 reel of four diag across the set; corners ending in orig place, while cpl 1 pass R shldr with ptr to face 2nd corners, (M1 face W2, W1 face M3). (See Diagram 5).
- 5-8 Repeat meas 1-4 with 2nd corners; cpl 1 end by passing ptr by L shldr, W going up and M down, to face 1st corners (M1 face W3, W1 face M2). (See Diagram 6).

IV. REELS OF THREE

- 1-6 Cpl 1, beg L shldr with 1st corners, dance a 6 meas Reel of Three across the set.
- 7-8 Cpl 1 turn ptr by R hand once CW to end facing out in 2nd place, ready to begin the dance again by dancing directly out and down behind cpl 3 (no cast down).

Repeat the dance beg in 2nd place. At end of Fig IV during meas 7-8 cpl 1 dance down the center of the set with nearer hands joined into 4th place, while cpl 4 end by casting up one place to beg the fig of 8 in 3rd place.

Cpls 2, 3, and 4 each in turn then repeat the dance twice through.

Chord M bow, W curtsey.

Diagram 1 (Double Fig of 8)

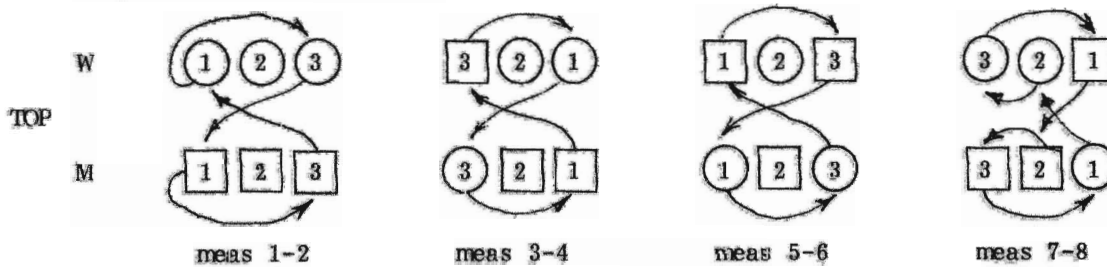
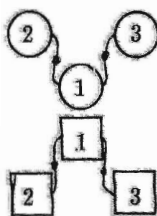


Diagram 2



(Db1 Triangles)

Diagram 3

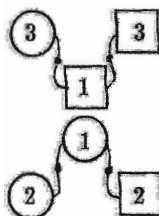
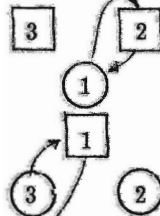


Diagram 4



(Reel of Four)

Diagram 5

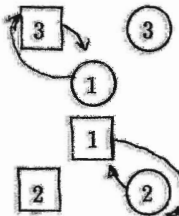
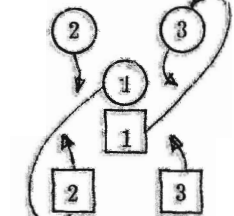


Diagram 6



(Reel of Three)