

## Miss Alison Rose (Scotland)

This dance was presented by Joseph Wallin at the 1982 University of the Pacific Folk Dance Camp.

RECORD: Thistle Records BSLP 1045 "Caledonian Ball"  
Robin Hood RH-EP-103 Side 2/2 4/4 meter

FORMATION: 4 cpls in longways formation.

STEPS: Strathspey Step "Travelling"\*, Strathspey Setting Step\*, Move Up\*.

STYLING: Use Strathspey step "travelling" throughout unless otherwise noted.

\*Described in Steps and Styling, published by the Folk Dance Federation of California, Inc., 1275 "A" Street, Room 111, Hayward, California 94541.

MUSIC 4/4

PATTERN

Measures

Chord INTRODUCTION. M bow, W curtsey.

### I. LEAD DOWN, SET AND CIRCLE

1-4 Cpl 1 join R hands and lead down the set with 3 steps; release hands and curve outward (as if to cast up) into 4th place on own side. Cpls 2, 3 and 4 move up on meas 3 and 4.

5-8 All cpls join nearer hands at sides and set; join hands in a circle and dance to the L two places. Release hands to reform lines.

### II. STARS

9-12 4 M form L hand star and turn it once CCW while 4 W form R hand star and turn it once CW (see Diagram 1).

13-16 Continue to turn stars but each cpl in turn, beg with cpl 1, cross to other star, W passing in front, and turn it with other hand (see Diagram 2).

### III. PROMENADE AND CROSS

17-22 Cpl 1 meet ptr, join R hands and lead across the set, down the set, across to the ctr of the set, and up the set (see Diagram 3). Each cpl meet ptr and follow in order (cpl 4, 3, and 2). End as shown on Diagram 4 but facing ptr.

23-24 Taking R hands, cross to opp pos with one step and W turn CW to varsouvienne pos facing up the set.

### IV. ALLEMANDE

25-32 On meas 25 cpl 1 turn L and dance down the M side of the set. Cpl 4 dance up the set one meas, turn L on meas 26 and follow down the set. Cpls 3 and 2 follow and each turn one meas later. On meas 29 all cpls turn L to face W side of the set. On meas 30 all dance twd W side of the set and W turn 1/2 CCW under both hands to face ptr. On meas 31 and 32 release hands and all dance bkwd to place.

Repeat dance from beg 3 times with cpls 2, 3 and 4 starting in turn.

Chord M bow, W curtsey.

Note: The intermediate phrasing between meas 9-22 should be kept fluid to allow the flow of the dance to proceed naturally. Any time gained during the 1st hands across can be carried over and usefully added to the final lead round.

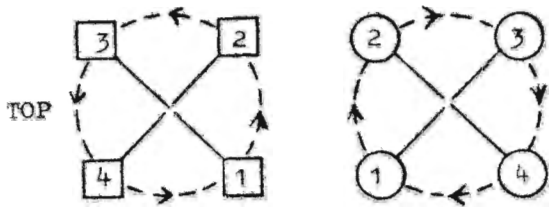


DIAGRAM 1

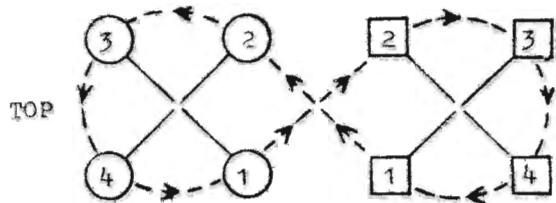


DIAGRAM 2

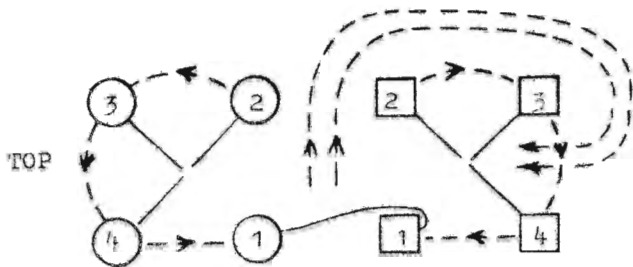


DIAGRAM 3

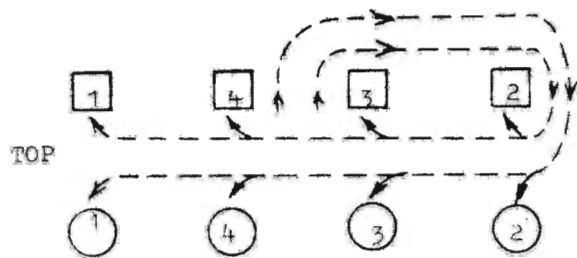


DIAGRAM 4

□ = M

○ = W