

# CABALLITO BLANCO




(Mexican)

**MUSIC:** Records: Standard T 124 A, "Fado Blanquito," Staff F D 1A, Decca 2164 B.  
Piano: *Caballito Blanco* by Retana—Edward B. Marks.

**FORMATION:** Couples in a line, W in front of M (with her back to him) W arms are folded at shoulder height, L over R. M holds her L hand with his R hand and her R hand with his L.

**NOTE:** Throughout dance, unless otherwise stipulated, M keeps hands clasped low behind him. W holds skirt lightly in front with both hands.

**STEPS:** Fado step, Jump-hop, Walk\* (stroll), Buzz-step turn\*, Dos-a-dos.

Music 4/4	PATTERN	ILLUSTRATIONS
<b>MEASURE</b>	<i>Introduction</i>	
1-3	M gives W slight impetus by slightly pulling her L hand with his R, starting her off clockwise. W takes 6 step-hops moving directly fwd. starting with R foot, revolving clockwise and stopping 6 or 8 feet from partner. W holds skirts with both hands.  M in place, with hands clasped loosely behind back, sways very slightly in time to music.	
4	Partners facing, stamp lightly R, L, R (cts. 1, 2, 3), hold (ct. 4).	
5-8	Both beginning L, M and W stroll across to change places, passing R shoulders. (Step pattern: slow, slow, quick, quick, slow.) Repeat beginning R. When in opposite position both turn to face each other.	
	<i>Vamp</i>	
1	M slaps thighs R, L, R, L (cts. 1 and 2) and claps hands together twice (cts. 3, 4).  W, holding skirts, steps R (ct. 1), points L toe across in front of R (ct. 2), steps L (ct. 3), points R toe across in front of L (ct. 4).	
2	Repeat action of measure 1.	
<b>A.</b>	<i>I. (a) Long Fado Step and Buzz-Step Turn</i>	
1	Step diagonally to R on R (ct. 1), hop R (ct. 2); step L in front of R (ct. 3), hop L (ct. 4).	
2	Step R behind L (ct. 1), hop R (ct. 2), step diagonally to L on L (ct. 3), hop L (ct. 4).	
3	Step R in front of L (ct. 1), hop R (ct. 2), step L behind R (ct. 3), hop L (ct. 4).	
	<b>NOTE:</b> When L ft. is in front, L shoulder is toward partner and the R foot is raised in back. When the R foot is in front the R shoulder is toward partner and L foot is raised. M keeps hands clasped in back. W holds skirts and both look back over own shoulder toward partner.	
4-9	Repeat action of measures 1-3 twice.	
10	Repeat action of measure 1.	
11-13	Beginning R, buzz-step turn clockwise (6 slow buzz-steps), making 3 complete turns to finish facing partner.	
14	Stamp R, L, R (cts. 1, 2, 3), hold (ct. 4).	

INTRODUCTION

THE VAMP

LONG FADO

MUSIC 4/4	PATTERN	ILLUSTRATIONS
MEASURE		
B.	(b) <i>Jump-hop Step</i>	Jump-hop
1	Jump to easy stride position, with knees bent slightly, toes turned out (ct. 1), hop on L ft. straightening L leg and turning R knee to R and pointing R toe down in front of L calf (ct. 2), jump to stride position (ct. 3), hop on R ft., bending L leg in front of R with L knee pointing to L and L toe down in front of R calf (ct. 4).	
2	Jump to stride position (ct. 1), hop on L ft., bending R leg (ct. 2), hop L (ct. 3), hop L (ct. 4). (Make one complete turn clockwise on the 3 hops on the L foot.)	(a)
3-4	Repeat action of measures 1-2, hopping first on R foot and turning counterclockwise.	
5-8	Beginning L, M and W stroll across to change places as in the <i>Introduction</i> , passing R shoulders. (Now in original positions.)	(b)
9-12	Repeat action of measures 1-4.	
13-16	Repeat action of measures 5-8, but instead of changing places, partners do a dos-a-dos (pass R shoulders, move to R around each other and back into place). As the dos-a-dos is completed M makes a 1/4 turn L, and W makes a 1/4 turn R to finish on M's R. Both face in same direction and at R angles to original position.	
C.	(c) <i>Short Fado Step</i>	
1-3	In skating position (R hands joined on top of the joined L hands), partners do one Fado step (6 step-hops), starting on R.	
4	Stamp R, L, R (cts. 1, 2, 3), hold (ct. 4), weight on L.	(c)
5	Repeat action of measures 1-4.	
	<i>Vamp</i>	
1-2	Partners face each other and back away to position 6 or 8 feet apart while they repeat action of Vamp as described above in <i>Introduction</i> .	
A.	II. <i>Long Fado Step</i>	
1-14	Repeat action of I (a).	
B.	<i>Jump-hop Step</i>	
1-16	Repeat action as in I (b) above, except that instead of a dos-a-dos at the close, M and W again stroll across to change places.	
C.	<i>Short Fado Step</i>	Short Fado
1-8	Repeat action as in I (c) above, but in double line formation, partners facing each other (M clasping hands loosely behind back, W holding skirt) as in the <i>Long Fado</i> .	
B.	<i>Jump-hop Step</i>	
1-16	Repeat action as in I (b) above with the dos-a-dos. Since partners have now changed places, couples will face in opposite direction to that originally taken in B.	
C.	<i>Short Fado Step</i>	
1-8	Repeat action of I (c) as before. On final stamps, without releasing hands, lean away from partner to pose.	