

OCTOBER 1989 • \$1.50

Let's Dance

THE MAGAZINE OF INTERNATIONAL FOLK DANCING



Official Publication of the Folk Dance Federation of California, Inc.

Let's Dance

EDITOR.....Jeanne Bertolina
CO-EDITOR AND
BUSINESS MGR....Genevieve Pereira

VOLUME 46, NO. 8
OCTOBER 1989

OCTOBER CONTRIBUTORS:

Ann Garabedian	Jean Williams
Sharon Gardner	Vi Dexheimer
Margaret O'Connor	Ed Kremers
Evelyn Woodworth	Vera Musser
Evelyn Woodworth	Leona Faoro
Gwen Rasella	Bill Wenzel
Ruth Ruling	Carol Wenzel
Virginia Wilder	

FEDERATION OFFICERS - NORTH

PRESIDENT.....Leona Faoro
VICE PRESIDENT.....Lupie Barton
TREASURER.....Page Masson
RECORDING SECRETARY....Mary Sward
PUBLICATIONS.....Grace Nicholes
MEMBERSHIP.....Melvin Mann
PUB. RELATIONS.....Michael Norris
HISTORIAN.....Frances Ajoian

FEDERATION OFFICERS - SOUTH

PRESIDENT.....Beverly Barr
VICE PRESIDENT.....Alice Stirling
TREASURER.....Tom Daw
RECORDING SECRETARY...Jill Michtom
COR. SECRETARY.....Carol Johnson
MEMBERSHIP.....Ray Augustine
PUBLICITY.....Sherri Aurich-Hardy
HISTORIAN.....Cheryl Cates

TABLE OF CONTENTS

PRESIDENT'S MESSAGE.....	3
HARVEST FESTIVAL.....	4
BOATWOMAN'S BONNET.....	6
DANCE DESCRIPTIONS:	
HORA BANATEANA.(Romania).....	11
HORA MARE (Romania).....	13
COUNCIL CLIPS.....	16
CLASSIFIED ADS.....	17
FOLK DANCE NEWS.....	18
INTERNATIONAL CUISINE.....	20
CALENDAR OF EVENTS.....	21
WHO, WHAT, WHERE.....	22

ON OUR COVER:

Moshe Ariel Dancers
from Los Angeles

DEADLINE:

First of month
prior to issue date.

SUBSCRIPTION RATE:

\$15 per year
\$20 foreign & Canada



BUSINESS OFFICE:

(Circulation & Invoices)
Genevieve Pereira
1020 B Street, Suite 2
Hayward, CA 94541
415-581-6000

Let's Dance (ISSN #0024-1253) is published monthly by the Folk Dance Federation of California, Inc., with the exception of the May/June and July/August issues, which are released each two-month period. Second-class postage paid at Hayward and additional mailing offices.

POSTMASTER: Send address changes to Folk Dance Federation of California, Inc., 1020 B Street, Hayward, CA 94541.

PRESIDENT'S MESSAGE

OCTOBER ALREADY! We should all be looking forward to the Fresno Festival to be held on the 2nd full weekend, October 14th & 15th. The Institute Committee are planning a very enjoyable Institute for Saturday afternoon. There will be a general Federation meeting at 11:45 A.M., Sunday. Everyone is welcome to attend.

This Festival is always a very enjoyable one and I have it from the horse's mouth that the floor will not be as slippery as last year.

This will be the 3rd issue of our new format for LET'S DANCE Magazine. We hope you all are pleased with it. Please let us

know if there is something you do not like about it. Our Editor, Jeanne Bertolina and Co-Editor, Genevieve Pereira work very hard to make our magazine the best.

See you in Fresno.

Happy Dancing

Leona Faoro, President



Wholesale



Retail

SIMONIAN FARMS

Home Grown Fruits and Vegetables
Oak Whiskey Barrels (all sizes) & Railroad Ties

Dennis & Bonnie Simonian

2629 S. Clovis Ave. at Jensen; Fresno, CA 93725

(209) 237-2294

Open: 7 days a week; 8 am - 6 pm.

Since 1901, raises and sells 45 varieties of peaches, plums, nectarines, apricots, 4 varieties of grapes, 5 varieties of melons, strawberries and boysenberries; sweet red onions; coreless Ace tomatoes; vegetables; lemons, grapefruit, navel oranges, persimmons and pomegranates. During Halloween, we have free hayrides on weekends, and thousands of pumpkins to choose from. Enjoy seeing our large collection of antique farm equipment.




Welcome to the Harvest Festival



Registration for the Institute will be from 12:30 to 1:30 on Saturday, October 14, 1989. Teaching will be from 1:30 to 4:30. The Institute and the rest of the events of the Festival will be held at Fresno City College Student Center on Weldon Avenue, 1/4 mile west of Blackstone in Fresno.

Sharon Gardner

The Institute at Fresno's AUTUMN HARVEST FESTIVAL will feature Ted Martin and Donna Tripp teaching Swedish dances and Bob Gardner teaching Greek dances. Ted and Donna, well known Southern California Scandinavian dance instructors, will be teaching Hambopolska med Vals fran Jarvso and Gammelschottische fran Lingbo, both introduced at Stockton Camp by the very popular Englands. Bob will teach three dances introduced at Stockton by Joe Kaloyanides Graziosi: Kleistos, Marina and Zaghorisios.



All are invited to FRESNO'S 41st Annual Folk Dance Festival at Fresno City College Student Center, Weldon west of RR tracks. WOOD FLOOR

SATURDAY, OCTOBER 14, 1989

REGISTRATION	12:30 to 1:30 P.M.
INSTITUTE - Dances from Stockton Camp -	1:30 to 4:30 P.M.
FOOD FAIR - Ethnic food served at nominal cost	4:00 P.M. to midnight
KOLO HOUR	7 to 8 P.M.
FESTIVAL OF FOLK AND SQUARE DANCES -(Exhibitions - 8-8:30 p.m.) -	8 to 11 P.M.
AFTER PARTY	11:30 to 1 A.M.

SUNDAY, OCTOBER 15, 1989

NORTH - SOUTH MEETING	To be announced
FEDERATION COUNCIL MEETING	11:45 A.M.
FOOD FAIR - Ethnic food served at nominal cost	Noon to 5 P.M.
FESTIVAL OF FOLK AND SQUARE DANCES - (Exhibitions - 2:30-3 p.m.) -	1:30 to 5 P.M.
AFTER PARTY - at the Old Spaghetti Factory, 2721 Ventura, Fresno - 6 P.M. - ?	

Dinner and request dancing

Sponsored by the Fresno Parks and Recreation Department in cooperation with the Fresno Folk Dance Council, Inc. and the Folk Dance Federation of California, Inc.

President of the Fresno Folk Dance Council and General Chairman of this Festival:
Ann Garabedian, 4872 E. Illinois Ave., Fresno, California 93727 (209) 255-1786

1989 FRESNO AUTUMN HARVEST FESTIVAL PROGRAM

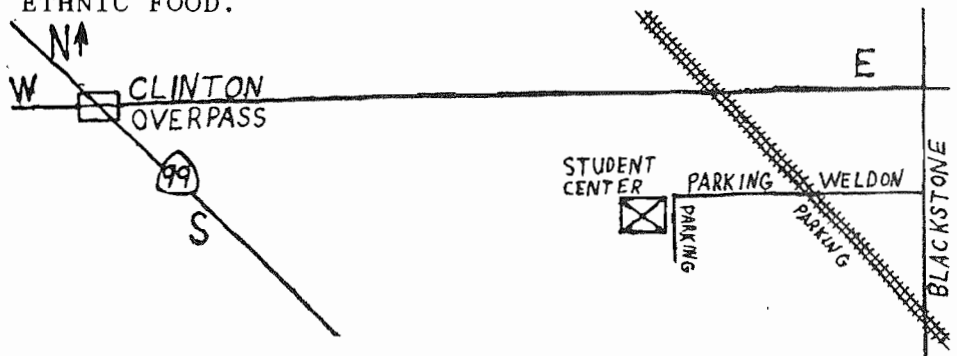
FRESNO CITY COLLEGE STUDENT CENTER ON WELDON AVENUE 1/4 MILE WEST OF BLACKSTONE

Saturday, October 14, 1989 8-11 P.M.

Sunday, October 15, 1989 1:30-5 P.M.

ARMENIAN MISERLOU	Armenia	DIVCIBARSKO KOLO	Serbia
TETON MOUNTAIN STOMP	USA	APAT APAT	Philippines
LIPA MA MARYCA	Italy	SULAM YA'AKOV	Israel
FLORICICA OLTEANASCA	Romania	PICKING UP STICKS	England
CABALLITO BLANCO	Mexico	VLASKO	Bulgaria
AT VA'ANI	Israel	WESTERN TRIO MIXER	USA
THIRTEEN-FOURTEEN	Scotland	SHIRI LI KINERET	Israel
TIROLER FIGURENTANZ	Austria	HOREHRONSKY CHARDAS	Slovakia
OKLAHOMA MIXER FOR THREE	USA	DOUDLEBSKA POLKA	Czechoslovakia
KESHENAVO	Israel	SIESTA IN SEVILLE	USA
ROROSPOLS	Norway	GYPSY WINE	USA
TARINA DE LA ABRUD	Romania	PROMOROACA	Romania
LA ENCANTADA TANGO	USA	ELIZABETH QUADRILLE	USA
INSTITUTE DANCE		INSTITUTE DANCE	
ZAGORITIKOS	Greece	HAMBO	Sweden
KOROBUSHKA	Russia	ALI PASA	Turkey
CHU KU WU	Taiwan	ST. GILGEN FIGURENTANZ	Austria
SWEETS OF MAY	Ireland	SIRTO	Bulgaria
BAONOPSTEKKER	Netherlands	DOSPATSKO HORO	Bulgaria
SPINNRADEL	Germany	LITTLE MAN IN A FIX	Denmark
BAVNO ORO	Macedonia	D'HAMMERSCHMIEDSG'S ELLN	Germany
DREISTEYRER	Tirol	HOFBRAUHAUS LANDLER	Germany
COUPLE HASAPIKOS	Greece	DANISH FAMILY CIRCLE	Denmark
GODECKI CACAK	Serbia	TRIP TO BAVARIA	Scotland
STABBERINGLENDER	Norway	RACA (Sokcic)	Croatia
SITNA ZBORENKA	Bulgaria	VE DAVID	Israel
JOVE MALE MOME	Bulgaria	VOSSARUL	Norway
INSTITUTE DANCE		INSTITUTE DANCE	
THE MASON'S APRON	England	TANGO POQUITO	USA
STRUMICKA PETORKA	Macedonia	BELASICKO ORO	Macedonia
MAPLE LEAF RAG	USA	MILONDITA TANGO	USA
ADA'S KUJAWIAK #3	Poland	RUSTEMUL	Romania
SLOVENIAN WALTZ	Slovenia	BLUE PACIFIC WALTZ	USA
MUIRLAND WILLIE	Scotland	ALEXANDROVSKA	Russia
LE MAITRE DE MAISON	French	KARAGOUNA	Greece
VRTIELKA	Slovakia	MA NA'AVU	Israel
SLEEPING KUJAWIAK	Poland	CORRIDO	Mexico
BAPARDESS LEYAD HASHOKET	Israel	PLATANOTIKO NERO	Greece
NA'AMA	Israel	MARKLAENDER	Germany
POLOMKA/BRASS BAND	Serbia	SVEKRVINO ORO	Macedonia
DODI LI	Israel	KARAMFIL	Bulgaria
LESNOTO	Macedonia	ST. BERNARD WALTZ	Scotland

PLUS CONTRAS, SQUARES, AND ETHNIC FOOD.



THE ENGLISH BOATWOMAN'S BONNET

Last month we described the rest of the "Clothes of the Cut", the clothing worn by the men and women who operated the cargo hauling narrow boats on Britain's canals in the 19th century. The elaborate bonnets worn by these women while working were practical as well as a beautiful expression of the women's sewing skill. They are an eye-catching part of a unique costume for your dancing wardrobe, and well worth the time required for construction.

For your bonnet, purchase 1-3/4 yards of cotton fabric in white, black, or a small floral "calico" print on a light colored background. In 1901, following the death of Queen Victoria, almost the entire nation went into mourning; even the poorest boatwoman made herself a black bonnet in the same style as those worn earlier, and black bonnets were still being worn on the canals until the 1930's.

You will also need 7-3/4 yards of 3/4" wide lace edging, 1/4 yard of Pellon or other interfacing, and about 28 yards of #50 cotton cable cord from your yardage store, a bodkin or a large blunt-pointed needle with an eye large enough to pass the cord through, and a water-soluble dressmaker's pencil.

Cut out the bonnet according to the diagram. Seam allowances of 1/4" are included in the pattern.

To make the back of the bonnet, place the two back pieces right sides together. Locate the vertical center line, and machine stitch along its entirety. Continue stitching parallel lines on both sides of the center line, 3/8" apart, until the piece is covered. You may want to measure off the lines in advance and draw them with the dressmaker's pencil. Thread the bodkin or needle with the cord, drawing both ends of cord at once through the spaces between each of the stitching lines so you have 2 pieces of cord in each

space. Stitch each end of each space securely and trim off the excess cord.

Hem both long sides and one short side of each of the ties. Add lace to the hemmed short end if desired. Press. Hem all except the short straight side of each of the streamers and sew lace along the hemmed sides. Gather the raw edges and press. Leave the top edges of all three of the curtain pieces raw. Hem and apply lace to all the other edges of each piece. Gather the raw edges and press.

Hem all 4 sides of the back trim piece. Run gathering stitches across the piece 1-3/4", 6", 10-3/4" from each end, and across the center of the piece, dividing it into 6 equal sections and 2 short ones.

To form the brim, place the Pellon inside the brim fabric and press in half, lengthwise, right sides out. Begin the stitching 3/8" away from the fold, and stitch down the entire length parallel to the fold. Continue making parallel lines of stitching 3/8" apart until you are about 3/4" from the raw edge. Pass double strands of cord through the spaces between the stitching, as you did on the back piece. Stitch each end securely before cutting off the excess cord. Turn the curved ends under once and stitch by machine. They will be partly covered when the ties are attached.

Using your dressmaker's pencil, rule off the stitching lines for the hood, running parallel to the long sides of the hood piece. These will be stitched in the order given, to produce ruffles and corded tucks. Mark off line 1 parallel to what will be the side of the hood next to the brim. Place line 1 1" from this edge. Line 2 is parallel to it and 1-3/4" away from the edge.

Place line

3 at 2-3/8"	12 at 8-3/4"
4 at 2-3/4"	13 at 9-1/8"
5 at 4"	14 at 9-1/2"
6 at 4-3/8"	15 at 11-1/8"
7 at 5"	16 at 11-1/2"

8 at 5-3/4"	17 at 12"
9 at 6-3/4"	18 at 12-3/4"
10 at 7-1/8"	19 at 13-3/8"
11 at 8-3/8"	20 at 14-1/8"

Pin line 1 to line 2 and stitch into a narrow tuck with the right sides facing out. Pin line 3 to line 6 and line 4 to line 5, and stitch, which will give you a tuck with a ruffle attached. Pin and stitch line 7 to line 8, line 9 to line 12, line 10 to line 11, line 13 to line 16, line 14 to line 15, line 17 to line 18, and line 19 to line 20. The hood will now measure about 5" across and will have 3 ruffles and 7 small tucks which will be spaces for double cords. You may want to run a gathering thread at this time 1/4" from each long edge, parallel to the tucks.

Run double strands of cord through the 7 small spaces of the hood, drawing up the fullness to make the hood piece measure the same length as the brim plus a seam allowance at each end. Draw up the gathering threads next to the long sides of the hood to adjust the fullness evenly, and stitch the brim side of the hood to the brim and the back side of the hood to all but the short straight side of the back, stitching through both thicknesses of the brim and both thicknesses of the back. Adjust the bonnet to fit your head and securely stitch both ends of each of the 7 double cords and cut off the excess cord. The bonnet is worn with the "back" piece on the top of the head to enable the brim to better shade the face.

Lay the streamers out to butt against each other and draw up the gathering threads so the streamers fit only the raw back edge of the bonnet. Pin or baste in place, right sides of streamers to right side of back piece, making a 1/4" seam.

Lay the top curtains next to each other and draw up the gathering threads to fit the sides and back of the bonnet from the first ruffle next to the brim, the curtains

meeting at center back. Pin or baste in place so that the streamers hang over the top curtains when looking at the right side. The ruffles should all point away from the brim.

Draw up the gathers of the lower curtain and pin or baste under the top curtain so the curtain ends at the seam where the brim meets the hood. The brim should point away from the hood. Stitch the streamers, top and lower curtains to the bonnet and back along the basting lines, making a 1/4" seam.

Turn over 1/2" or so of the raw edge of each tie to the right side and place the fold a little more than 1/2" above the curved edge of the brim on the under side, slightly extending onto the hood. Stitch securely to the insides and the brim and stitch again to the curved edge of the brim.

Draw up each set of gathers on the back trim to make the piece about 1" wide, and hand tack along the seam attaching the curtains to the hood and back in a series of puffs evenly spaced, and center set of gathers placed at center back, the end sets of gathers placed at the seams where the brim joins the hood on each side.

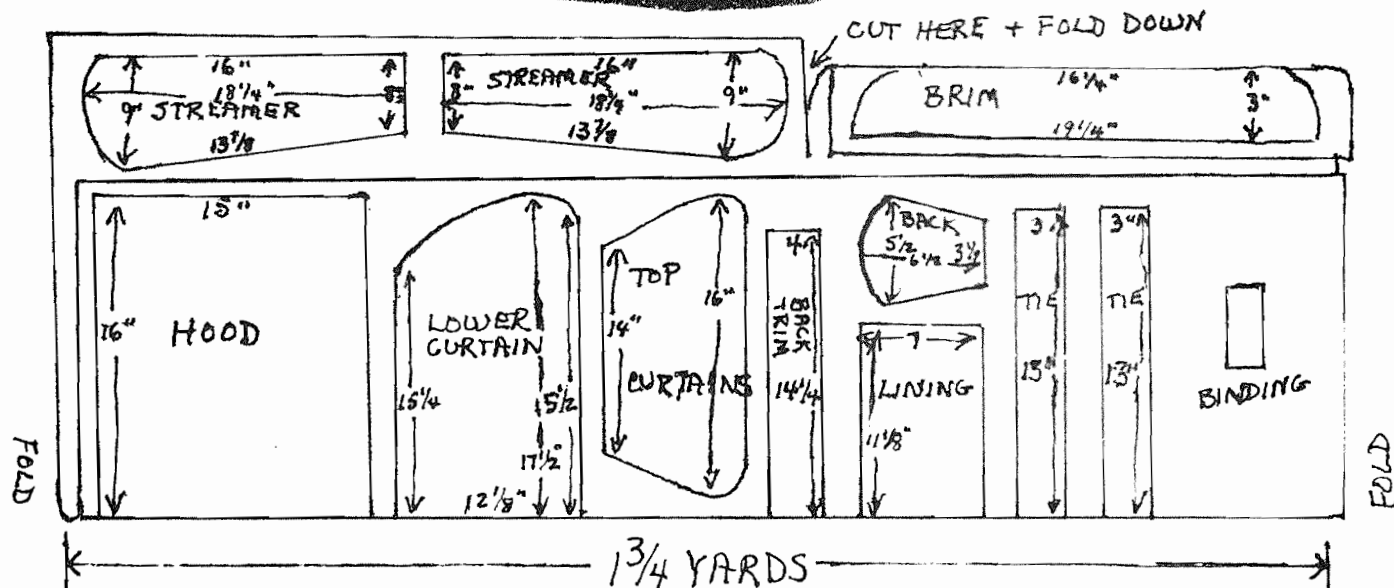
Compare the width of the lining piece with the narrow dimension of the hood to determine what your seam allowances will be, then run a gathering thread along the middle portion of one of the long sides of the lining. This will be the side sewn to the seam that attaches the hood to the back. Press under the seam allowance on the opposite side of the lining piece. Hand sew the lining to the inside of the hood, covering the seam, starting on the side next to the brim with the side of the lining that you've turned under. When you come to the curved part of the back, draw up the gathering thread to distribute the fullness evenly and then complete the lining.

Boatwoman's Bonnet continued

Cut a small scrap of the fabric and use it to bind the raw lower edge of the back of the bonnet on the inside. The raw edges should now all be covered.

The ties were often left untied, but were crossed in back and flung over the opposite shoulders to the front. A hat pin can be used to keep the bonnet on while dancing. You have now completed your bonnet. Wear it proudly.

Evelyn Woodworth
Costume Committee





Boatwoman's bonnet c. 1880

ALL THAT
BETA — VHS Movies
Sales and Rentals
VIDEO

OLGA RUIZ
OWNER

5620 E. Kings Canyon Rd
Fresno, CA 93727

Phone
(209) 252-6699

LION PACKING CO.

FRESNO, CALIF. 93717

LION
CALIFORNIA SEEDLESS
RAISINS



RICHARD S. ELIA

Elia & Dotson
New York Life Insurance Co.

1180 E. Shaw, Suite 216
Fresno, California 93710
Bus: (209) 228-3922

FARMERS LUMBER & SUPPLY CO.
ROBERT S. MANSELIAN
ALL KINDS OF BUILDING MATERIALS

2190 So. East Ave.
Fresno, CA 93721
Bus. (209) 485-2280

HAROLD & JOHN
MANSELIAN

Hora Bănăţeană

(Romania)

Hora Bănăţeană (HOH-rah BUH-nuh-chee-ah-nuh) is from the ethnological region of Banat in Romania. This non-partner dance was taught by Nicolaas Hilferink at the 1989 University of the Pacific Folk Dance Camp.

CASSETTE: Romanian Folk Dances Side B/3 "Ard o focul dragostea." 4/4 meter

FORMATION: Open circle, leader at R end. Hands in "W" pos.

STEPS and STYLING: Steps are done in a relaxed manner. On each step there is a gentle flex of the knees. On each knee lift the supporting leg is straightened.

MUSIC	4/4 meter	PATTERN
-------	-----------	---------

Measures

8 meas INTRODUCTION No action.

I. DIAGONALLY IN AND OUT (Vocal)

1 Facing R of ctr and travelling fwd on the diag, step fwd on R (cts 1-2); step fwd on L (cts 3-4).

2 On same diag, step fwd R,L,R (cts 1,2,3); hold (ct 4).

3-4 Turning to face L of ctr and travelling diag bkwd, repeat meas 1-2 with opp ftwk.

5-8 Repeat meas 1-4.

II. DIAGONALLY IN AND OUT WITH KNEE LIFTS (Vocal)

1 Facing R of ctr and travelling fwd on the diag, lift R knee (ct 1); step fwd on R (ct 2); lift L knee (ct 3); step fwd on L (ct 4).

2 On the same diag, lift R knee (ct 1); step fwd R,L,R (cts 2,3,4).

3-4 Turning to face L of ctr and travelling diag bkwd, repeat meas 1-2 with opp ftwk.

5-8 Repeat meas 1-4.

III. INTO CENTER AND BACK (Instrumental)

1 Facing ctr, lift R knee (ct 1); step fwd on R (ct 2); step on L near R (ct &); step on R in place (ct 3); step bkwd on L (ct 4); step on R near L (ct &).

2 Step on L in place (ct 1); walk fwd twd ctr R,L (cts 2,3); step fwd on R (ct 4); step on L near R (ct &).

Hora Bănăţeană (Cont'd)

- 3 Step on R in place (ct 1); step bkwd on L (ct 2); step on R near L (ct &);
step on L in place (ct 3); step fwd on R (ct 4); step on L near R (ct &).
- 4 Step on R in place (ct 1); walk bkwd L,R,L (cts 2,3,4).
- 5-8 Repeat meas 1-4.

DANCE SEQUENCE: Dance pattern as written three times.

© Folk Dance Federation of California, Inc. August 1989

Hora mare

(Romania)

Hora mare (HAW-rah MAH-reh), a line dance from Moldova, Romania, was presented by Nicolaas Hilferink at the 1989 University of the Pacific Folk Dance Camp. He also taught it at the Kolo Festival, 1986.

RECORD: Electrecord ST-CS 0185 Side A/4 "Hora de la munte." 6/8 meter

RHYTHM: 6/8 meter written as ♩. ♩. | ♩. ♩. (2 meas) Counted as 1,2,3,4.

FORMATION: Open circle, hands joined at shldr level, elbows bent ("W" pos). Face ctr, wt on L.

STYLING: Walking steps are done in a relaxed manner. the dancers have an opportunity to visit with their neighbors as would be done in a village gathering.

MUSIC	6/8 meter	PATTERN
-------	-----------	---------

Measures

8 meas INTRODUCTION No action:

I. TOWARD CENTER AND BACK

1-2 Facing and moving twd ctr, step R,L,R (cts 1,2,3); touch L beside R (ct 4).

3-4 Step bkwd on L (ct 1); touch R beside L (ct 2); step fwd on R (ct 3); touch L beside R (ct 4).

5-8 Repeat meas 1-4 with opp ftwk and direction.

II. IN LOD AND GRAPEVINE IN RLOD

1-4 Walk 8 steps in LOD, beg R. On last step beg to turn to face ctr.

5-6 Facing ctr and moving in RLOD, step on R across L (ct 1); step on L to L side (ct 2); step on R behind L (ct 3); step on L to L side (ct 4).

7-8 Repeat meas 5-6. (Meas 5-8 equals 2 complete grapevines).

III. THREE TWO-STEPS AND TWO WALKS

1-2 Facing and moving in LOD with bouncy small steps, step fwd on R (ct 1); step on L beside R (ct &); step fwd on R (ct 2); step fwd on L (ct 3); step on R beside L (ct &); step fwd on L (ct 4).

3-4 Step fwd on R (ct 1); step on L beside R (ct &); step fwd on R (ct 2); walk fwd L,R (cts 3,4).

Hora Mare (Cont'd)

5-8 Repeat meas 1-4 with opp ftwk, continue to move in LOD.

DANCE SEQUENCE: The sequence of the dance is determined by the leader, although the following sequence was suggested by Mr. Hilferink:

I, II, I, III 2x, I 2x, II, I, III 2x, I 2x.

© Folk Dance Federation of California, Inc. August 1989

MANUFACTURING OF WINE, CHEMICAL, FEED TANKS
WOODBURNING STOVES & EVAPORATIVE COOLERS

Lehman's

MANUFACTURING CO., INC.

4960 E. JENSEN AVE.
FRESNO, CALIF. 93725

KEN LEHMAN
PHONE 486-1700

ARAX MARKET

"Prepared Shish Kabab to Go"

237-5048

GROCERIES

MEATS

H. KALUSTIAN
MANAGER

502 L STREET

FRESNO, CALIFORNIA



GARY'S SHOE CLINIC

FINE SHOES FOR MEN & BOYS
EXPERT BOOT AND SHOE REPAIR

GARY KAZANJIAN
251-9203

SUNNYSIDE PLAZA
FRESNO, CA 93727

George's



SHISH KEBAB

Armenian · American & Middle Eastern Foods

GEVORK KOROYAN

2 Locations:

(209) 264-9433

2405 Capitol Street
Fresno, CA 93721

Monday thru Saturday

6 AM - 3 PM

(209) 228-8556
(209) 228-8561

4061 N. Blackstone
Fresno, CA 93726

Breakfast - - 6 AM - 11 AM
Lunch - - - 11 AM - 5 PM
Dinner - - - 5 PM - 10 PM
Sundays - Closed after 3 PM



Mondays Fridays

9 am 5 pm

Saturdays

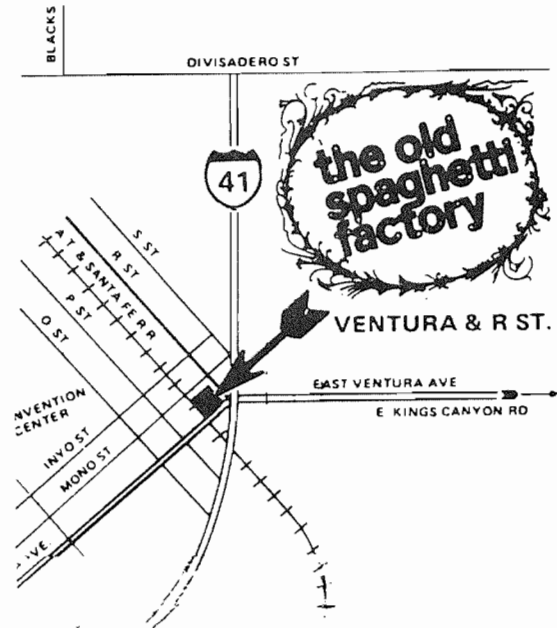
9 am 3 pm

BASQUE FRENCH BAKERY

2625 Inyo Street

FRESNO, CALIFORNIA

PHONE 268-7088



DINNER HOURS

Monday thru Thursday
5:00 p.m. to 9:30 p.m.

Friday and Saturday
5:00 p.m. to 10:30 p.m.

Sunday
4:00 p.m. to 9:30 p.m.

Phone 442-1066

COUNCIL CLIPS

SAN FRANCISCO COUNCIL OF FOLK DANCE GROUPS

Indian Summer, a pleasant tranquil period before Winter sets in, finds members of our Council scurrying around with plans for our ever-popular Fall Festival. The date will be October 29th (last Sunday in October). For time and place, still being developed, telephone Lee Fifer (415-0566-0573). Plan to join in the fun!

FUN CLUB: Our first Saturday party will be held October 7th, at Church Of The Brethren Hall, 1811 34th Avenue and Noriega Street. This will be a German party. The secret is already out; November 4th will be a South of the Border party. Folk dance classes have resumed. Bob Hardenbrook is the director on Thursday evenings at Jackson Playground Hall. Tel. 415-824-0339.

CHANGS: What's Happening at Changs: Changs has moved again--this time to the social Hall of the Seventh Avenue Presbyterian Church, 1329 Seventh Avenue, between Irving and Judah Streets. As you face the church, enter through an iron gate on your left and proceed to the door on right. Come before 8:00 P.M. Knock. Free parking is available in the Public Parking Lot across the street. Adequate Public Transportation is available. Changs has returned to Friday night dancing, 8 to 11 P.M. on the first three Fridays of each month (except on rare occasions). Parties will be held on the third Fridays. The October schedule is as follows: October 6 and 13, teaching, reviews and requests. Party on October 20th. Changs is closed October 27th. Mark your calendar. Come dance with us Tel. Philomena Pavelka 415-933-1263

SAN FRANCISCO WOMEN'S DANCE CIRCLE: has resumed its regular class session after a month's vacation. They meet Wednesday mornings from 9:45 to 11:45 A.M. at 50 Scott Street and are learning new dances from Stockton Dance Camp and will review old favorites. Their special event: Mediterranean Frolic will be held during class time Wednesday, October 25th. Guests will be honored from the East Bay Women's Dance Circle. Grace Nicholes is the instructor. Tel. 415-586-3054

GREATER EAST BAY FOLK DANCE COUNCIL

The Concord Folk Dancers will have their party on Sunday, October 1, from 1 to 4 P.M., with refreshments at 2:30, at the Concord Senior Center, 2727 Parkside Circle, Baldwin Park, Concord. Stan Valentine will call squares.

The Berkeley Senior Citizen Dancers will have their party Sunday, October 15, from 1 to 4 P.M., at the Berkeley Senior Center, Old Grove Street and Hearst Avenue, Berkeley. Stan Valentine will call squares, and Lloyd Day will MC.

FRESNO COUNCIL

CAFY International Dance Club will hold classes beginning Sept, 19 from 7:30 to 9:30. Fran's Country Western class will resume dancing on Sept. 21 from 7:30 to 9:30 P.M. at the Del Mar School, Ashlan and Del Mar. Her international class will be held at Lafayette Social Hall, Princeton and Glenn Avenues.

Fresno's Co-op International Dancers are at Roeding Park. After Fresno's October Festival they will meet at Homan School on Fridays 8:00 - 10:00 P.M., Einstein Social Hall on Saturdays 8:00 to 11 P.M.

CLASSIFIED ADS

\$2 per line, 2 line minimum

CLOTHING FOR THE FOLK AND SQUARE DANCER - Large selection of skirts, dresses, domestic and imported blouses. Peasant and Western shirts for men. COAST shoes. HELENS' FOLK DESIGNS, 1025 San Pablo Avenue, Albany, CA 94706, 415-524-5205.

FOR SALE: CALIFONE SOUND SYSTEMS - Phil Maron, 4820-A Lawton Avenue, Oakland, CA 94609, 415-654-1124. Folk dance records

COME DANCE - with Millie von Konsky. Sgles, cpls welcome. Day classes in Folk, Line, Square, Round. Mon., 1 P.M., 300 Estudillo, San Leandro. Tues., 1:30 P.M., 22325 N. 3rd, Hayward.

JOSETTA DANCERS - Josetta Dance Studio, 3280 El Camino, Santa Clara. Folk Dancing, Wed, 7:30 P.M.; Latin/Ballroom/Disco Mon. and Fri, 7:30 P.M.; Studio Party, Tues, 8:30 P.M. Josetta.

WESTWOOD CO-OP FOLK DANCERS - meet Thursday nights, 8:00 to 10:45 P.M., Emerson Jr. High School, Selby near Santa Monica Blvd. W.L.A.

FOLK DANCE RECORD SHOP

ED KREMERS' FOLK SHOWPLACE - Dance, school, and foreign records. Dance books and supplies. Public address systems and cassettes of "unavailable" music. Teacher, Caller, Party Leader. 155 Turk Street, San Francisco, CA 94102, Downstairs, Afternoons, 415-775-3444.

Louise Peterson's Central Valley is dancing at Butler Park Hall on Sundays 2:00-4:00 P.M. She starts her Merry Mixers at Retired Teachers Hall starting Sept. 11 from 2:00 - 4:00 P.M. at Saginaw and Ninth Ave. No classes at Glenn Agnes at this time.

MARIN NOTES

On Monday, October 9, the second session of tango lessons begin with teachers Raul and Nora Dinzelsbacher. Classes will be held in the Mill Valley Recreation Center, 180 Camino Alto, Mill Valley, 8:00-9:30 P.M.

Saturday, October 28, is Able Steppers' Party Night, Almonte Hall, Mill Valley, 8:30-midnight.

On November 6, Brian Cleary will hold a Beginner Folk Dance Class at the Mill Valley Recreation Center, 180 Camino Alto.

WELCOME TO THE
HARVEST FESTIVAL

WES TAKARA

Folk Dance Scene

For info on the many aspects of various ethnic communities in the world, for up-to-date info on "folk" happenings in the U.S. and abroad, for interviews with notable folk dance personalities, and much more, you should be reading the FOLK DANCE SCENE



SUBSCRIBE NOW! Only \$10 per year (for ten issues). Send check and current address to: FOLK DANCE SCENE, 22210 Miston Dr., Woodland Hills, CA 91364.

FOLK·DANCE·NEWS

FOLKLIFE CENTER NEWS

is a quarterly report on the programs and activities of the American Folklife Center, available free of charge from the Library of Congress, American Folklife Center Washington, D.C. 20540. The magazine contains timely information on the field of folklore and folklife, including training and professional opportunities and news items of national interest, a taped announcement is available around the clock, except during the hours of 9 A.M. until noon (eastern time) each Monday, when it is updated. Folkline is a joint project of the American Folklife Center and the American Folklore Society. Dial: 202-707-2000.

In the summer of 1991, Jim Gold, Teaneck, N.J. will be having a tour to BULGARIA including the

Koprivshitsa Folk Festival. It's not too early to make reservations

MINIKLER (The Little Ones) Dances from Turkey and neighboring countries will be taught to children from the 1st grade to 16 years old on Sundays from 11:30 A.M. to 1:30 P.M. at Stanford University, Escondido Village Center. For more information, call Eser Ayanoglu (415) 725-0277

FAMILY FOLKDANCING

Learn dances that kids can do that are fun for adults too every Friday of the month from 7-8:30 P.M. There will be live music by the Slavonian Traveling Band at 8 P.M. Slavonic Cultural Center, 60 Onondaga Ave., S.F. For more information call 415-584-8859 or 415-841-0934.

THE RUSSIAN COLLECTION

An evening of Russian entertainment and dining every Tuesday at 7:30 P.M. at the Zephyr Theatre, 25 Van Ness Ave., San Francisco. For reservations call 415-773-8614.

IN MEMORIAM -

Cy O'Connor passed away on July 18, 1989. He started folk dancing 5 years ago; he was a square dancer for 20 years. He will be missed by all who knew him; he danced with Florence Monize in San Francisco.

OPA! Folklore Tours

**Thailand
• Burma •
Singapore**

FEBRUARY 1-19, 1990

SIGN-UP BY NOVEMBER 1.

ASK, AND YE SHALL RECEIVE.

**Pacific Beach Travel
1356 Garnet Ave.,
San Diego, Ca. 92109
619/273-8747**

PACK-N-SHIP

- United Parcel Service
- Federal Express
- Freight Services
- Private Postal Boxes
- Wrapping
- Packing
- Shipping
- Packing Supplies

Sunnyside Country Club Village
5627 E. Kings Canyon
Fresno, CA 93727

Carol S. Bahrentuss
(209) 453-1244

DENMAN INSURANCE AGENCY



MIKE DENMAN

407 S. CLOVIS AVE., SUITE 107
FRESNO, CALIFORNIA 93727
TELEPHONE (209) 252-1945

JOE FAZIO



PHONE: 486-4141
2500 So. Fowler Ave
Fresno CA 93725



Sammy Ganimian

Paula Ganimian

'A Tradition For The Finest'

Cracker Bread, Armenian Pastries & Delicacies

209/445-1511 • 2222 SANTA CLARA • FRESNO, CALIFORNIA 93721

MIM&J

GARY MUKAI, O.D.

GEORGE MIYAKE, O.D.

DEWEY JAN, O.D.

optometrists

1265 E. SHAW AVE., SUITE 102
FRESNO, CALIFORNIA 93710
PHONE: 226-EYES (226-3937)

Member



American Optometric
Association

FAMILY VISION CARE • CONTACT LENSES • PROGRESSIVE LENSES



INTERNATIONAL CUISINE

Vi Dexheimer

BASQUE

The Basque country probably has the most singular kind of cooking in France. Red and green peppers, as well as spices and herbs of all kinds are much used.

CHILINDRÓN

(Lamb Stew with Ham)

3 lbs. boneless lamb, cut into 1-1/2" pcs.
1/2 cup all-purpose flour
2 tablespoons olive oil
1 cup finely chopped onions
1-1/2 teaspoons finely chopped garlic
1-1/2 teaspoons salt
1/2 teaspoon freshly ground black pepper
1/2 lb. boiled ham, cut into 1/4" dice
1-1/2 cups beef stock, or boiling water
1 cup dry red wine
2 tablespoons tomato paste
1 tablespoon finely chopped parsley

Dust the pieces of lamb with the flour. In a heavy 10 to 12" skillet, heat the olive oil. Add the pieces of lamb and, turning them frequently, cook over moderately high heat until they are browned.

Transfer the browned lamb to a 2-1/2 quart casserole. Stir the onions, garlic, salt, pepper and ham dice into the fat in the skillet and cook over moderate heat, stirring constantly, until the onions and ham are golden brown.

Stir in the boiling beef stock or water, red wine and tomato paste, and bring to a boil over high heat. Pour over the lamb, cover the casserole and simmer for 1 hour. Taste for seasoning, and sprinkle with the chopped parsley. Serve hot.

POLLO VASCONGADO

Chicken and Shrimp Casserole in Wine Sauce

3 lb. chicken, cut into 8 pieces
1/2 teaspoon salt
1/4 teaspoon freshly ground black pepper
1/2 cup olive oil
3/4 cup finely chopped onions
1-1/2 teaspoons finely chopped garlic
3 tablespoons all-purpose flour
1/2 lb. boiled ham, cut into 1/4" dice
1/4 teaspoon sweet Hungarian paprika

1 cup dry white wine
1/2 pound medium-sized shrimp
2 tablespoons finely chopped parsley

Wash and dry chicken pieces. Sprinkle the pieces of chicken with salt and pepper. In a heavy 10 to 12" skillet, heat the olive oil over moderate heat. Add the chicken pieces to the skillet and cook for 5 minutes on each side, until chicken is golden brown. Transfer the chicken to a 3-quart casserole and set aside.

Drop the onions and garlic into the skillet and cook over moderate heat until the onions are golden brown. Mix in the flour and, stirring constantly, cook for another 1 or 2 minutes.

Stir in the ham and paprika, pour in the wine, and bring to a boil over high heat. Pour the contents of the skillet over the chicken and set the casserole over high heat. Bring to a boil, then cover the casserole tightly, lower the heat and simmer for 30 minutes.

Shell, devein and wash the shrimp, and set aside. When the chicken is done, arrange the shrimp on top of the chicken, cover the casserole again, and cook for 5 minutes longer, until the shrimp are pink.

Arrange the pieces of chicken and the shrimp attractively on a heated serving platter and ladle the sauce in the casserole over them. Sprinkle with parsley and serve at once.

SQUASH NAVARRA

6 medium zucchini
2 large potatoes
1 medium onion, thinly sliced
1 clove garlic
1 teaspoon chopped parsley
Oil or bacon drippings
Salt and pepper to taste
1/2 teaspoon oregano

Slice potatoes in 1/4" rounds and the squash slightly thicker. Brown potatoes slightly in bacon drippings, or oil, in an uncovered frying pan, over a hot fire. Add squash and brown slightly, also. Add onion, chopped garlic, and seasonings, being careful to stir only enough to prevent burning. Lower flame, cover, and cook until done, about 1/2 to 3/4 of an hour. Add parsley just before serving.

CALENDAR of EVENTS

FOLK DANCE FEDERATION OF CALIFORNIA, INC.
Ed Kremers, 155 Turk, San Francisco 94102, 415-775-3444

- Oct. 6 Fri. SAN FRANCISCO Changs Int'l F.D. New Location
Presbyterian Church, 1329 7th Ave; 8-11 P.M.
1st, 2nd, & 3rd Fridays
- Oct. 6 Fri. SAN FRANCISCO Family Folkdancing at 60 Onondaga,
7-8:30 P.M.; General folkdancing afterward;
415-584-8859 & 415-841-0934.
- Oct. 7 Sat. SAN FRANCISCO Fun Club Party; 1181 34th Ave; 415-824-0339
- Oct. 7 Sat. SAN FRANCISCO Contra dancing, St. Paul's, 43rd Ave &
Judah; every 1st & 3rd Saturday evening.
- Oct. 7 Sat. OAKLAND Scottish Country Dancing; 415-333-9372.
- Oct. 12-15 LAS VEGAS, Nev. Yugoslav Tamburitza Extravaganza;
408-253-1267.
- Oct. 14-15 FRESNO (Federation North Festival) Institute, Food Fair
Kolo Hour, After Parties, Exhibitions. Federation
meeting at 11:45 A.M. Sunday
Location: Fresno City College Student Center, Weldon
Avenue; 209-255-1786; 209-255-4508.
- Oct. 28 Sat. MARIN COUNTY folk dancing; Almonte Hall, Mill Valley,
8:30--415-388-2170; 415-897-4582; 415-388-8501.
- Oct. 29 Sun SAN FRANCISCO Fall "Trick or Treat" Festival;
415-775-3444, 415-824-0339, & 415-566-0573
- Nov. 3 Fri. SAN FRANCISCO Family Folkdancing (See Oct. 6)
- Nov. 4 Sat. SAN FRANCISCO Fun Club party; 415-824-0339; 415-566-0573
- Nov. 4 Sat. JACKSON Waltz Tango Cotillion, Sr. Ctr, NY Ranch Rd;
Semi-Formal; 8-11 P.M. 209-296-4970
- Nov. 6 Mon. MILL VALLEY RECREATION CENTER. new beginner folk dance
class, 415-388-2170.
- Nov. 17-18 SAN FRANCISCO Exhibitions, Cowell Theatre, S.F.S.U.
- Nov. 23-25 SAN JOSE; 38th Annual Kolo Festival; Spartan Complex
at S.J.State Univ.; Information S. Skorup, 415-278-2405
(1186 Via Lucas, San Lorenzo, CA 94580)
Also 415-775-3444.
- Dec. 2 Sat. SAN FRANCISCO Fun Club party; 415-824-0339, 415-566-0573
- Dec. 3 Sun. SONOMA Treasurer's Ball (Federation North event)
- Dec. 31 Sun. NEW YEAR'S EVE PARTIES
Fresno: 209-255-1786; 209-255-4508
Marin: 415-388-2170
East Bay: 415-228-8598

Events South

Saturday & Sunday, October 7 &
8, Oktoberfest, hosted by San Diego
International Folk Dance Club,
Balboa Park, San Diego.

Friday - Sunday, October 14 -
16, Camp Hess Kramer.

For more information on events in
Southern California, contact:
Alice Stirling, 647 W. Manor Dr.,
Chula Vista, CA 92010.

WHO, WHAT, WHERE, ETC.: CAMPS

The Bay Area is uniquely located to take advantage of the annual master folk dance camps. Mendocino Folklore Camp, now organized by seven co-directors, is held the last week in June; Stockton Camp at the University of the Pacific comes in late July and early August.

Mendocino Camp is set on the side of a hill in a forest of the Mendocino Woodlands. Secluded redwood cabins for a couple or up to 4 singles are rustic in the style of the '30s, each with large windows, a porch, cots, a fireplace and whatever you bring for additional comfort and ambiance. Three sets of restrooms are spread out across the camp, a total distance of more than 1/2 mile. The dance hall and dining room-social hall are near each other in the center. Total attendance is about 110; an effort is made to balance men and women. There is staff of about 10 and some very excellent musicians (camper musicians are welcome to join). For an extended week, Saturday noon to Sunday morning, there are one hour morning classes from each of four master teachers. Syllabi are included. Optional afternoon activities include ethnic singing, special dance sessions, costume-making, hiking, nature studies, swimming in the river, preparing for the evening theme party, and napping. Special folklore sessions are led by the teachers. On five nights dinner is theme-related. Though they are not required, costumes are encouraged, with a lot of help available for those who want it. After dinner there is general dancing, partly with live music, including reviews and requests. The food is fantastic, evenings are cool (bring sleeping bag or blankets), days are usually very pleasant, but it may rain. Applications are accepted in January; move quickly to avoid the waiting list.

The Stockton Folk Dance Camp runs identical programs for two weeks, from Sunday evening to Sunday morning. College credit is available for those who want it. Primary instruction on M,T,T,F is from 8 master teachers. Each teaches the daily lesson twice in parallel sessions spread out over 6 one hour periods (4 morning, 2 evening). Translation: you can take at most 6 out of 8. On Wednesday and Saturday mornings there are 35 minute review sessions. Syllabi include errata from Federation Research Committee members who sit in on classes. Other teaching in parallel with the master program includes singing, squares, and 'basic repertoire'- i.e., beginning and intermediate level dances already in the general repertoire. Afternoon activities include round or fad dancing and other special workshops. Master teachers take turns teaching Elementary School Dance and giving ethnic talks at the daily Assembly. Evenings include review, general dancing and an all request after-party. There is a theme banquet and party on Saturday. The proportion of live music has recently been increased, and musicians are invited to join the group. The attendance is large; more than 200/week. Flyers appear in March, but application on a first come-first

served basis may be made at any time. Many campers make deposits for next year before they leave camp; the first week is especially popular. The food is good; the weather is often very hot (100-deg.). Most of the dance halls are air conditioned; the student dorms are not, so bring a fan.

In summary, these camps are alike primarily in that each has excellent master teachers and costs about \$400. You will share common interests with the other campers. Most are friendly and very enthusiastic; many are excellent dancers. You will learn a lot, depending in part on your own determination and stamina. The camps differ primarily in climate, ambiance and size. There are more organized programs at Stockton, although you won't be able to use them all, even if you want to. Mendocino is smaller; particularly if you are new you might enjoy at least the possibility of getting to know everyone.

Carol and Bill Wenzel

亞洲



Asia

CHINESE CUISINE
CANTONESE & SZECHUAN

(209) 222-5271
222-5272
3874 N. BLACKSTONE
FRESNO, CALIF. 93726






LOWEST PRICES FROM VOLUME BUYING!

THE LOCAL CHOICE

Where you get the **GUARANTEED LOWEST PRICES** and **MUCH MORE!**

- Local Ownership you can count on!
 - Courteous & Knowledgeable Salespeople to help you
 - Convenient New Store Hours:
 - Dependable After-The-Sale Service
 - 38 years in business and going strong
 - Large selection of Famous Brand Names
 - Only 10 minutes from north Fresno on Freeway 41
 - Flexible credit plans to fit your budget
- Ventura TV, Video & Appliance Center is your local choice for buying a TV, VCR, or Home Appliance. Our volume buying and low overhead allows us to **GUARANTEE YOU THE LOWEST PRICE**. In addition, we will give you more service than anyone else. Here are just a few examples of the tremendous savings in store for you. Subject to stock on hand.


HITACHI VH\$ HQ VCR



- ### HQ & WIRELESS REMOTE
- Chromatic On-Screen Display
 - 3-Function Wireless Remote Control
 - 4-Event/1-Year Programmable Timer
 - Instant Recording Button
 - 2-Year Adjustable Warranty

\$299


HITACHI 45" da BIG SCREEN



- ### STEREO
- High Performance Projection Optical System • 450 Lines Horizontal Resolution
 - MTS Built-In • 30-Button TV/VCR Unified Remote • VHF UHF/125 Cable Channels • Full AV In/Out Jacks • Dual RF-Last Channel Recall

\$2149

HITACHI CAM & CORD



- VHS, HQ, Record/Play • MID N D 3/4" Sensor • Auto Focus • AV In/Out • 300 Lines Horizontal Resolution • Auto/Manual Iris • Auto Balance • Lightweight only 5.3 lbs.

\$869

The Home of the Local Guys & The Lowest Price Guarantee!

MEMBER ASSOCIATED AV BUYERS

The West Coast's Largest Buying Cooperative. Over 600 Stores Strong.

STORE HOURS
 Mon., Tues., Wed. 9 AM-6 PM
 Thursday & Friday 9 AM-7 PM
 Saturday 9 AM-5 PM

EASY FINANCING AVAILABLE

Ventura TV VIDEO APPLIANCE CENTER

LOWER PRICES thru VOLUME BUYING!

266-5318

Map showing location: Freeway 41, Vinura Blvd., Orange Ave, Cedar Ave, First Street.

Lowest Price Guarantee
 A Promise From Us to You
 We're confident that our prices are the lowest in the San Joaquin Valley. However, if you see the same model advertised at a lower price in our normal trading area, just bring in the ad or other documentation written proof to us and we will **BEAT** the price! On the spot!
 * Ask for details.




FOLK DANCE FEDERATION
OF CALIFORNIA, INC.

1020 B STREET, SUITE 2, HAYWARD, CALIF 94541

SECOND CLASS
U.S. POSTAGE
PAID
ALAMEDA, CA

1989-06 1 C
DOROTHY TAMBURINI
DANCE RESEARCH COMMITTEE
BOX 554
SAN CARLOS, CA 94070



Sponsored by Pete Kouretas, Zorba's Restaurant

**VARI HASAPIKO
CONTEST**



October 22, 1989

5 p.m. Contest

9 p.m. Greek Dancing

Zorba's Restaurant
1350 S. Bascom, San Jose

General Admission: Purchase of
appetizers or dinner or drinks

Contest Admission: \$5 entry fee

To compete and for details, contact: **Pauline Zazulak,**
The Hellenic Traditional Arts Institute, 3169 Hostetter Road,
San Jose, Ca. 95132, (408) 259-9789



**SUNNYSIDE JEWELRY
AND GIFTS**

*Specializing in Hand Engraving
Custom Made Jewelry & Repairs*

Barkev Grigorian
209/251-1978

628 S. Clovis Ave. (at Kings Canyon) Fresno, CA 93727