


October 1974

HORA Feteilor - Roumania
Paso Doble Buraceno - Philippine

45c



Let's Dance

THE MAGAZINE OF INTERNATIONAL FOLK DANCING

Let's Dance

THE MAGAZINE OF INTERNATIONAL FOLK DANCING

October 1974

Vol. 31, No. 8

OFFICIAL PUBLICATION OF THE
FOLK DANCE FEDERATION OF CALIFORNIA, INC.

EDITOR.....Leslie Pryne
BUSINESS MANAGER.....Walt Dexheimer
DANCE RESEARCH EDITOR.....Dorothy Tamburini
COSTUME RESEARCH EDITOR.....Eleanor Bacon
OCTOBER CONTRIBUTORS:
Perle Bleadon Cathy Jair
Harriet Galsbeek Vera Jones
Gail Clune John Pappas
Jerry Duke Genevieve Pereira
Ned Gault Dorothy Sloan
Elliot Khuner Carol Walker
Bruce Wyckoff

FEDERATION OFFICERS (North)

PRESIDENT.....Ernest Drescher
920 Junipero Serra Blvd, S.F. 94127
VICE PRESIDENT.....Ray Olson
TREASURER.....Earl Wilson
RECORDING SECRETARY.....Genevieve Pereira
DIR. OF PUBLICATIONS.....Bruce Wyckoff
DIR. OF EXTENSION.....Ruth Melville
DIR. OF PUBLICITY.....Bob Hardenbrook
HISTORIAN.....Bee Mitchell

(South)

PRESIDENT.....Shiela Ruby
5667 Spreading Oak Dr, Hollywood, 90068
VICE PRESIDENT.....Morris Lechtick
TREASURER.....Ray Augusting
RECORDING SECRETARY.....Cynthia Tarvin
CORRESPONDING SECRETARY.....Elsa Miller
DIR. OF EXTENSION.....Virginia Saar
DIR. OF PUBLICITY.....Perle Bleadon
HISTORIAN.....Bertha Gold

OFFICES

EDITORIAL.....Letters, Articles & Ads
756 Marlin Ave #3, Foster City, CA 94404
Telephone: (415) 573-6993

CIRCULATION.....Vi Dexheimer
FOLK DANCE FEDERATION OF CALIFORNIA, INC.
1095 Market Street, Rm. 213
San Francisco, Calif. 94103
Telephone: 431-8717 or 441-3049

SUBSCRIPTION RATES: \$4.00 per year
(Foreign) \$5.00 per year



TABLE OF CONTENTS

FRESNO FULL FESTIVAL and CLUMP REUNION.....	1
Program.....	2
The Fine Art of SMOCKING.....	4
A TASTE of TRANSYLVANIA.....	7
The CARE and FEEDING of PUBLI: ADDRESS EQUIPMENT....	8
ARGOS HALAPIKOS.....	12
ANNOUNCEMENTS.....	14
Bay Area ETHNIC CELEBRATIONS...	16
Flamenco Dancer, picture.....	17
DANCE DESCRIPTIONS: Hora Petelor.....	18
Faso Poble Buradeno.....	20
Hindu Dancers, picture.....	22
SING While You DANCE!.....	24
Ein Frosit! Somogi i Karikazo Horehonsky Csardas Gerak na	
INTERNATIONAL FOLK FAIRE.....	26
PARTY PLACES.....	28
COUNCIL FLIPS.....	31
ECHOES from the SOUTHLAND.....	34
HALLOWEEN.....	36
Calendar of Events: South.....	37
North.....	38
Classified Ads.....	40

* ON OUR COVER *

A dancing couple, done in pen
and ink wash, by K.U.Kotzebue.
Staatliche Graphische Sammlung,
Munich, Germany.

Second Class Postage paid at San Francisco, California. All rights reserved. Any material contained herein may be reproduced with the written consent, and with due credit to, the Folk Dance Federation of California, Inc., as long as sold material is not reprinted for monetary gain. LET'S DANCE is published monthly by the Folk Dance Federation of California, Inc., with the exception of May-June and July-August issues, which are released within each 2-month period.



Valkommen!

TO A BIT OF Sweden

October 19 & 20, 1974



FRESNO FALL FESTIVAL

All folk dancers are invited to attend the 27th Annual University of the Pacific Folk Dance Camp Reunion and Fresno's 26th Annual Fall Folk Dance Festival, Saturday and Sunday, October 19 and 20, 1974.

The weekend program will commence Saturday at noon with a picnic lunch in the park, before the REUNION INSTITUTE. Six dances, selected from the many introduced at Folk Dance Camp this summer. (see list on Page 3) will be presented. Registration starts at 12:30 PM, the Institute at 1:00 PM.

Interesting programs of folk and square dances have been prepared for you for the Folk Dance Camp REUNION FESTIVAL, Saturday night at 8:00 PM, and for the FEDERATION FESTIVAL, Sunday afternoon at 1:30 PM. There will be exhibitions at each festival, and Kolo and Folk Dance AFTER-PARTIES have been planned. Then, Sunday night at 8:00 PM there is the CLOSING PARTY hosted by Central Valley Folk Dancers at the Danish Brotherhood Hall, Voorman & Yosemite Streets. All dancing will be on wooden floors!

Light refreshments, at moderate prices, will be available, and bulletin board postings will include menus and a list of the many excellent eating places in Fresno.

All Festival events will take place at the Holmes Playground Gymnasium and Social Hall, 255 South First Street, Fresno.

VALKOMMEN to a bit of Sweden! Remember the dates, and come dance with us in the San Joaquin Valley at Fall Harvest Time!

Happy dancing!

Mary Paolini

Fresno Folk Dance Council, Inc.

Fresno's 26th Annual Folk Dance Festival is sponsored by the Fresno Recreation Department and the Fresno Guide, in cooperation with the Fresno Folk Dance Council and the Folk Dance Federation of California, Inc.



Valkommen!

TO A BIT OF Sweden

October 19 & 20, 1974



FRESNO FALL FESTIVAL

SATURDAY, OCTOBER 19, 1974

Registration....12:30 PM
Institute..... 1:00 PM
Festival..... 8:00 PM

HOLMES PLAYGROUND
255 S. First Street
Fresno, California

Scandinavian Polka
Savila Se Bela Loza
El Gaucho Tango
Ve David (P)
Corrido
Trip to Bavaria

Tango Poquito (P)
Romanian Horo
Caballito Blanco
Carnavalitos (Institute Dance)
Vrtielka
Sauerlander Quadrille

St Gilgen Figurentanz (P)
Little Man in a Fix
Tzadik Katamar
Ranchera (Institute Dance)
Neapolitan Tarantella
Hambo

Ali Pasa
Stari Sotis (Institute Dance)
Mason's Apron
Ada's Kujawiak #1 (Institute Dance)
To Tur (P)
St Bernard Waltz

Siesta in Sevilla
Salty Dog Rag
Vossarul
Apat Apat (P)
Hora Fetelor (Institute Dance)
Italian Quadrille

Marklaender
Doudlebska Polka (P)
Kapuvári Verbunk
Jota Criolla (Institute Dance)
Mayim Mayim
Blue Pacific Waltz

SUNDAY, OCTOBER 20, 1974

Assembly Mtg....11:45 AM

Festival..... 1:30 PM

Closing Party... 8:00 PM

Square Tango
Couple Hasapiko
Russian Peasant
Snurrebocken
Somewhere My Love
White Heather Jig

Dreisteyrer
Shuddlebur
Danish Family Circle (P)
Ciuleandra
St John River
Csardas Z Kosickych Hamrov

Spinnradl (P)
Azul Cielo
Hambo
Hofbrau Haus Laendler
Tino Mori
Døla Masurka

Western Trio Mixer (P)
La Encantada Tango
Hashual
Swedish Masquerade
Schuhplattler Laendler
Dodi Li

Nebesko Kolo
Sønderhøning
Korobushka (P)
Lepa Anka Kolo Vodi
Grosser Achterrum
Zillertaler Laendler

Teton Mt Stomp (P)
Never on Sunday
Fascination Tango
La Joaquinita
Grand Square
Beautiful Ohio Waltz

Institute

The following dances have been selected for the FRESNO REUNION INSTITUTE, Saturday, October 19, 1974, from 1:00 to 4:30 PM, at Holmes Playground, 255 South First Street, Fresno, California.

"Ranchera"

"Jota Criolla"

Folk Dancer MH 45-1131A

Folk Dancer MH 45-1130B

Grace Nicholes

"Hora Fetelor"

"Stari Sotis"

Gypsy Camp GC 5201, S1-B3

33-EP-SD-601-1

Ruth Ruling

"Ada's Kujawiak #1" LP Muza XL 0203 A-3

"Carnavalito"

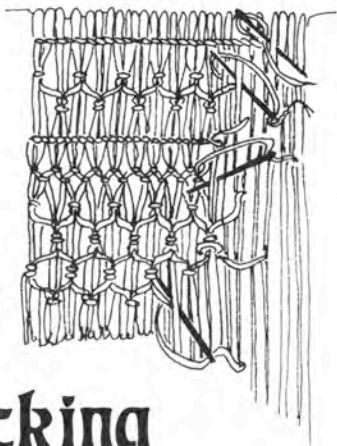
Bruce Mitchell

Bruce Mitchell

Fresno Institute Coordinator



The Fine Art of Smocking



by Eleanor Bacon

There are many costumes that use a form of gathering or smocking, and most seamstresses use the sewing machine to make the job easier. But hand gathering, although a might slower, gives a garment the 'folk touch' that most folkdancers are seeking. We are not referring to heavily gathered skirts and such, but to the English smocks and many costume parts from Scandinavia, Hungary, Romania, and some of the Balkan countries. "Smock" is an old English word for shirt or chemise, and the work "smocking" soon was used to describe its ornamental gathering and also the embroidered linen 'smock-frock' of the field laborers. The smocking was a decorative way of putting in extra ease, yet keeping the fullness under control.

If decorative smocking is to be worked over, gathering the fabric must be done as evenly as possible. There are some smocking patterns available that can be ironed on, but it is just as easy, and much cheaper, to make your own guide. On a long piece of cardboard, draw two straight lines, about 1/2 inch apart; measure the place dots 1/4 to 1/2 inch apart on these lines. (The weight and coarseness of the material to be used will determine how close the dots can be.) Pierce a hole in the cardboard on each dot, so a pencil point can be inserted. Lay out and pin the material, wrong side up, on the cardboard; smooth and flatten the fabric and carefully mark each dot thru the holes with a pencil. Do not make the dots too heavy, as they might not wash out. Try to keep these dots along the woof-grain lines if possible (Fig.1); The heavier the fabric, the more necessary this becomes. If the fabric is very heavy or coarse, it may be wise to count threads instead of making the dots by ruler. This prevents the gathering and smocking from hanging crooked. About two to four times as much fabric width is needed as the desired finished width. The number of rows of dots needed is determined by the individual pattern requirements.

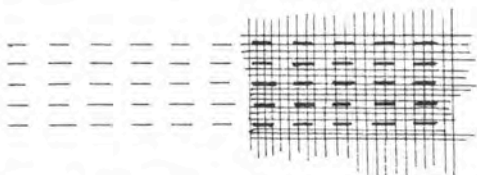


Fig. 1

Do the gathering with a long, strong thread. This is no time to use old or weak thread, as it is very discouraging to be almost finished and then have the thread break. Pick up three or four threads at each dot, keeping the spacing between the dots as even as possible. Sew along all the gathering lines and gather them up to the required width, or a little less, as smocking sometimes stretches while being worked. Do not cut off the thread ends, but do secure them well by wrapping each thread around a pin. Tack the upper edge of the smocking area to another piece of fabric to prevent the gathers from sliding. It is a good idea to do this by hand, so the ridges do not get flattened by a sewing machine. Pull the fabric down (lengthwise) to arrange the ridges. When using the gathers without further ornament, run a backstitch across the back to prevent slipping and knot all ends securely. The gathering can also be done with an even running stitch, as is more commonly done on English smocks.

Fig. 2

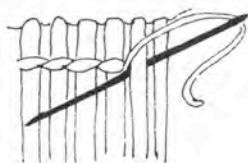
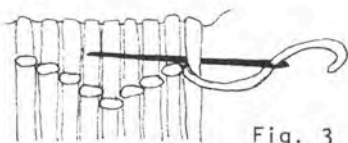


Fig. 3



The decorative embroidery stitches (shown on page 4 and in Figs. 2 through 5) are worked on the ridges and can be straight across or in fancy patterns. The most common decorative stitch is the outline stitch (Fig. 2), worked from left to right, always keeping the thread above (or always below) the needle. The diamond stitch (Fig. 3) is created by keeping the thread above the needle as you work down, and below the needle as you work up, the diagonal lines.

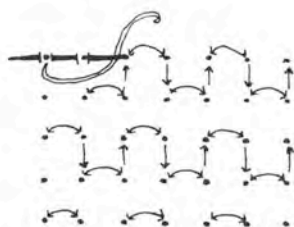


Fig. 4a

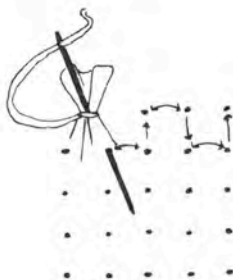


Fig. 4b

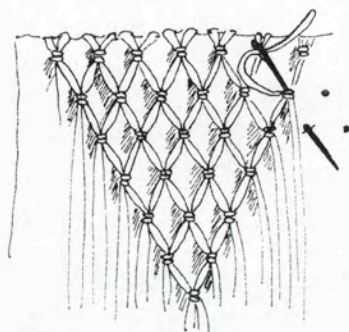


Fig. 4c

There is another method of smocking that eliminates the pre-gathering, but still relies on the dots (Figs. 4a and 4b). It gives the effect of diamond-shaped pockets (Fig. 4c), once referred to as the 'honey-comb' stitch. It is often worked with matching thread, rather than contrasting thread.

When using a circular smocking pattern, the layout would be like that in Figure 5. Each dot around the neck is doubled in the second row down, but the number of dots remains the same in each succeeding row.

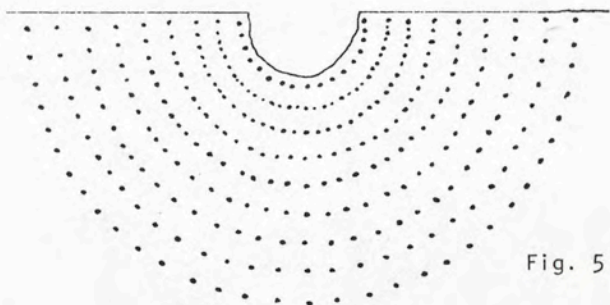


Fig. 5

Experiment on sample pieces until you get the feel of the work and can judge how tight the gathering and smocking stitches must be in order to have a smooth, even, beautiful piece of art.

For more suggestions, consult the following:

Costume Calendar, December 1973; Folk Dance Federation of California, Inc.

Newnes Complete Needlecraft, published by Hamlyn, New York 1970.

The work Basket Embroidery Book, by Ruth Wyeth Spears, published by M. Barrows & Co., 1954.

English Peasant Smock, by Natalie Hart; 1973.

The Dictionary of Needlework, A. F. A. Caufield & B.C. Seward, Armo Press, 1972 (reprint).

Encyclopedia of Needlework, by Th. de Dillmont; D.M.C. publications.

A Taste



of TRANSYLVANIA

The Szekler population of Transylvania has inhabited this region for several hundred years. It is a group related to the Magyars, which served as border guards in the south and east of Transylvania. It has remained an autonomous group up to the present time. The following recipe, very clearly Hungarian in its origin, is for a famous dish of the Szekler people.

SZÉKELY GULYAS

Wash 1 pound sauerkraut thoroughly, then soak it in cold water for 10 minutes.

Melt 2 Tbsp. lard in a large casserole; add 1 cup chopped onions. Cook, stirring, until onions are translucent, then add 1/4 tsp. minced garlic and cook a minute longer. Off heat, stir in 2 Tbsp. sweet paprika, stirring until the onions are well coated. Pour in 1/2 cup chicken stock or water, bring to a boil, and add 2 pounds of pork shoulder in 1-inch cubes. Spread the drained sauerkraut over this and sprinkle 1 tsp. caraway seeds (optional) over it. Combine 2 cups stock or water with 1/4 cup tomato puree (optional) and pour over the sauerkraut. Bring to a boil again, reduce heat, and simmer 1 hour, covered tightly. Check occasionally to make sure the sauerkraut remains moist.

When pork is tender, mix 1 1/2 cups sour cream in a bowl with 2 Tbsp. flour and off the heat stir into the casserole. Cook ten minutes more, stirring. Taste for seasoning. Serve in deep individual soup places, passing a bowl of sour cream.

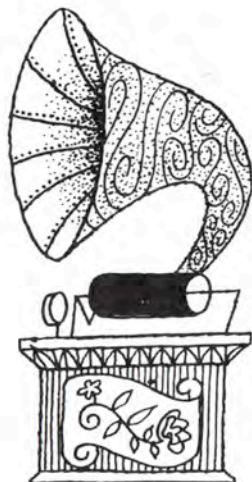
San Jose Capezio Dance Wear

*Featuring Capezio Apparel
Dance, Theatre, Recreation*

- A Complete Line of Footwear for the Folk Dancer -

467 Saratoga Avenue
San Jose, California
(408) 296-3424

the CARE and FEEDING of PUBLIC ADDRESS EQUIPMENT



by Ned Gault

The above material is part of the University of the Pacific Folk Dance Camp Teacher Training Program, instructed by Ned and Marian Gault.

One of the most valuable tools at the disposal of you as a teacher is your sound and music system. Your P.A. set is the most expensive single item you will buy in your teaching career. If you are familiar with its function and use, it is your best friend; if you are not, it can be your worst enemy.

RECORD PLAYERS

Record players for dance instruction need several features which set them apart from the "hi-fi set" type of machine:

- 1) Variable speed turntable: allows for speeded-up or slowed-down playing of 33, 45 or 78 rpm records.
- 2) Input for microphone (and tape recorder, too, if possible) with separate tone and volume controls from those for the record.
- 3) Rugged construction for long life. This equipment is built to stand constant moving around in the trunk of a car---not the same at all as the "take-it-to-the-beach" portable.
- 4) Enough power for your immediate needs--plus some to spare. A 40- to 70-watt output is recommended for large rooms and gyms. Some machines have as much as 150-200 watts.
- 5) Provision for attaching several external speakers. We can't depend on one speaker inside the machine.

Recommendations:

Benjamin	VP25B	25 watts	(1 speaker in detachable lid)
Newcomb	TR1625M-2	25 watts	(2 speakers, separate case)
Newcomb	TR1640M-HG2	40 watts	" "
Newcomb	TR1656M-HF2	56 watts	" "

MICROPHONES

Only one firm rule: NEVER buy a microphone without trying it with your own equipment or without at least a money-back guarantee of satisfaction from a reputable dealer. No two kinds of microphone handle and sound the same. Buy one which is right for you and keep it for your use, even if you use borrowed or school-owned equipment.

Your microphone should have an ON-OFF switch and 6-8 feet of cable. It should have, or better still, you should make, a cushioned carrying case or box, so the microphone doesn't get bounced around. Keep it away from extreme heat and high humidity.

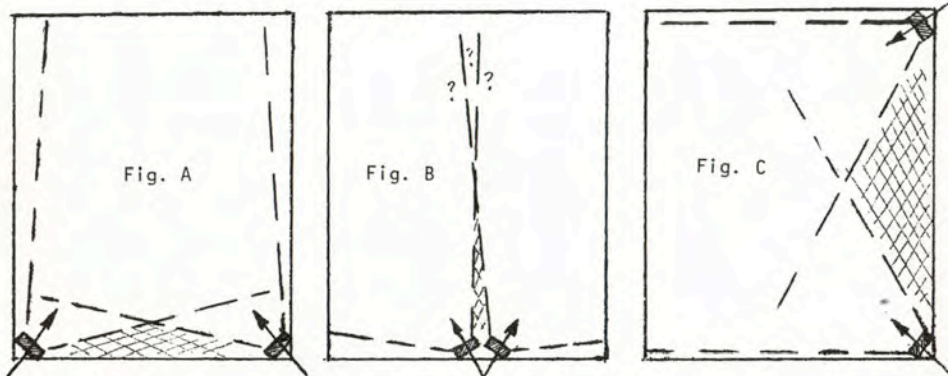
Don't blow into it during use; snap your fingers to see if it's ON.

SPEAKERS

These usually come with the record player. If they don't, I'd recommend Newcomb S212HE or S212HFE speakers ("split-case", two speakers which fasten together for carrying). HINT: Buy a sturdy canvas cover (Newcomb, part #CA-103, for about \$9.00). Keeps cases from getting scuffed and banged about.

Speaker Placement

In a large room, two speakers are better than one. They spread out the source of sound so the whole room is covered. Everyone can hear, but no one is "blasted". Spread the speakers as far apart as possible (Fig. A). Two speakers together (Fig. B) are not nearly as effective.



Speakers on the short side of the hall (Fig. A) are usually better than on the long side (Fig. C). Speakers should be high off the floor (5-12 feet is best), NOT sitting on the floor or under a table.

The last rule is that all the previous rules have exceptions. If it doesn't work one way, try it another way!

HINT: Make (or have a service shop make) two "speaker extension cords". These are 25-foot lengths of lamp cord with appropriate speaker connectors soldered to the ends.

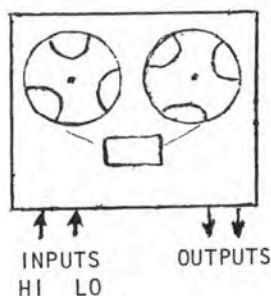
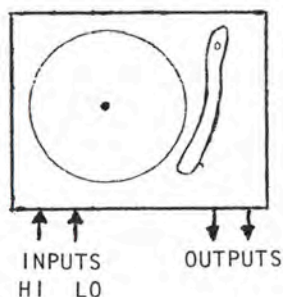
DO's and DON'Ts

- DO treat the whole system as if it were composed of delicate, expensive parts (which, indeed, it is).
- DON'T allow people who aren't familiar with the equipment to use it or "help" you.
- DO become familiar with it yourself.
- DO plug the speakers in before you turn the machine ON.
- DO turn the microphone volume DOWN before you plug the microphone in.
- DON'T leave the microphone ON when you set it down.
- DO talk over the microphone and project your voice. It's an aid, not a substitute.
- DO watch out for feedback.
- DON'T hit the needle on the edge of the record when setting it down; record edges are rough!
- DO keep the volume control turned DOWN when you set the needle down. Then raise the volume. Smoothly!
- DON'T slow a record down as it's being played. Turn volume DOWN, slow the record, then raise the volume again.
- DO start a record too slow, then raise the speed as it's being played. This gives the class a psychological "lift".
- DON'T blow into the microphone to see if it's ON.
- DO check the microphone by snapping fingers near it.
- DON'T walk or stand directly in front of the speakers with an "ON" microphone; this causes shrill feedback.
- DO have a competent service shop check the equipment and needles every year.
- DO carry a spare needle, especially if your machine uses diamond needles.

TAPE RECORDERS

For a thousand and one good reasons, a tape recorder can be a big help to a teacher. How do you make tapes? How do you play them back? Step One: Read the instruction books that come with the record player and the tape recorder. Step Two: Read them both again! Step Three: Now stop and think about it. Step Four: Try it (at home, not in public!).

Look at a simplified diagram of a record player and a tape recorder:



Inputs - Two kinds:

HI - for sources with a lot of electrical power, which don't need a lot of amplification. These come from tape recorders, radios, TV, etc, which have built-in amplifiers.

LOW - for very weak sources which need lots of help. Microphones, phonograph cartridges, etc, which have no amplifiers of their own.

Outputs - Two kinds:


SPEAKERS - self-explanatory.

TAPE or EXTERNAL AMPLIFIER - these are for signals which come OUT of a phonograph and INTO a tape recorder (or OUT of a tape recorder and INTO a P.A. system).

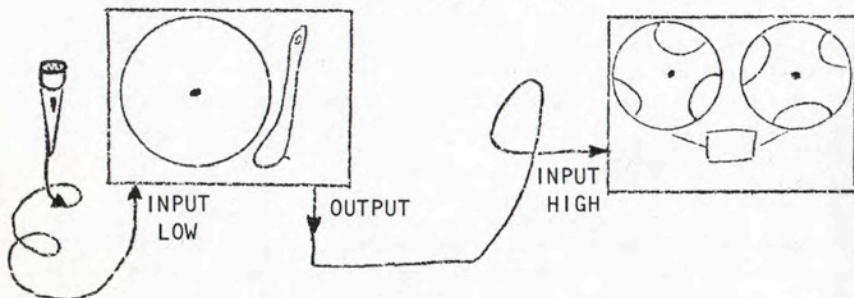
Rule One - The OUTPUT of one piece of equipment must be connected to the INPUT of the next:

EXAMPLES:

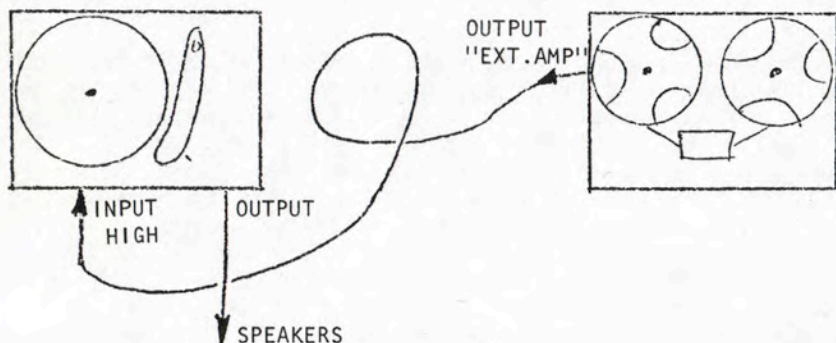
- 1) To make a tape recording from a microphone:



- 2) To record from the record player:



- 3) To play the tape recorder through the record player:





ΑΡΓΟΣ ΧΑΣΑΠΙΚΟΣ

ARGOS HASAPIKOS (Panhellenic)

Pronunciation: ar-GOHS hah-SAH-pee-kohs

by John Pappas

SOURCE:

The *Hasapiko* was originally danced by the butchers of Constantinopoli in Byzantine times. At that time it was called *Makelarikos*, or dance of the Butchers' Guild. After the Turkish nomads invaded and conquered Asia Minor and the Byzantine Empire, this dance came to be known by the Turkish word for butcher, or "*hasapis*". *Argo Hasapiko* means a 'slow hasapiko'. The dance is also known as *Vari Hasapiko* (heavy hasapiko), *Peiraiotiko Hasapiko* (hasapiko from Peiraios, the seaport of Athens), *Naftiko Hasapiko* (sailor's hasapiko), or just *Hasapiko*. It is danced mainly in the taverns of the seaport towns and cities. The *Argo Hasapiko* is a slow form of the *hasapiko* or *hasaposerviko* (fast tempo *hasapiko*). Often musicians will move from an *Argo Hasapiko* directly into a fast *hasapiko*.

FORMATION:

The dancers are in a short line, three to five men. Usually the dance is done by men only, but women dance it sometimes. The hands are on the shoulders of the person on either side in a shoulder hold position. The leader is at the right end of the line; the free hand of the leader should be out at shoulder height, arm fairly straight.

CHARACTERISTICS:

This dance is a very personal one. That is, it is very individualistic. It is not social in nature. One does not go to a taverna, see someone doing *Argo Hasapiko*, and then joyfully join the line. It is done only by friends in a small group. It is completely alien to the dance to have a large circle of people. You do this dance with one or two close friends---you would be highly insulted if some "stranger" intruded by trying to join your line.

In recreational folk dancing, however, we have a different situation. In order to keep the feeling of the dance, we will have many lines, instead of having one short line on the small

dance floor of a taverna. Therefore it is up to each individual to refrain from joining a line which is already large enough (3 to 5 people). Do not join a line if there are already enough people. Because this dance is improvisational, it does not lend itself well to a large line. There are more or less "basic" steps, but there is no set pattern. The leader makes up his own pattern as he dances; often he creates his own new steps. Some steps are common to all dancers, but often individuals have their own special steps and styles. You can see, then, that where it is easy for three or four people to follow the leader (especially if they are old, close friends and dance together often), it would be impossible to coordinate a line of 25 or 30 dancers. If you don't feel competent to lead, form a new, short line behind the line you wanted to join and follow that leader.

The steps....then, should not be followed as a pattern, but should be danced according to the mood of the leader. In order to create your own steps, however, you must be familiar with the musical and dance idioms. Until one has acquired a feel for this type of dancing, it would be difficult to dance with the correct style and feeling as well as to create within this idiom.

Please note that while women now do this dance, it is not a ballroom dance nor a couple dance. There is no such thing as a "couple hasapiko". Skaters' position should not be used at any time. It is not unusual for a man and woman to do this dance in a line of their own (2 dancers), but it is still *Argo Hasapiko* with the shoulder hold position. This is a beautiful, living dance of the Greeks; why water it down and lose that which makes it beautiful?

There are different styles for this dance. Some dance standing straight with a slight flex of the knees. Others dance slightly bent over with more flex in the knees. This is one of the few Greek dances where the dancers look down at the floor.

VARIATIONS:

Women may do [the variations for men which have squats] without the squats, but with only a slight dip... [Variations] should not follow any particular order.... This is how the dance works: certain step sequences are interchangeable, and it is the leader who molds the dance from the variations he knows. In this way, the dance may never be the same, no matter how many times it is done.... Variations may be cut in the middle and spliced onto all or part of any other variation.... When you have mastered the [most common] variations, try some new ones that you have created.

o0o0o0o

Bibliography

- Greek Folk Dances, M. Vouras and R. Holden (N.J., 1965).
Folk Dances of the Greeks, T. Petrides (N.Y., 1961).

© Copyright 1973, John S. Pappas.
Please do not reproduce without permission.

Announcements

INTERNATIONAL FOLK FAIRE - Sunday, October 6th, '74, at the Corte Madera Recreation Center, on Tamalpais Avenue, in Marin County. The Faire, beginning at 2 PM, will feature Casino Games, Auctions, Dancing, and a delicious Buffet Dinner. See pages 26-27 for full details. **BRING YOUR WHITE ELEPHANTS!**

MENDOCINO FOLKLORE OCTOBER WEEKEND '74, "A Columbus Day Italian Wine Festival!", October 4, 5 & 6, will feature the donated teaching efforts of SUNNI BLOLAND, BARRY GLASS, DEAN LINSKOTT, and SEAN & UNA O'FARRELL (and others)! Cost is \$35 per person (payable to Mendocino Weekend '74); mail reservations to Honora Clark, 1120 1/2 Everett Ave, Oakland, CA 94602.

WESTWIND ENSEMBLE, directed by NEAL SANDLER, will give a full concert on Saturday, October 12th, at the Palace of Fine Arts in San Francisco, 8 PM. Tickets at the door.

MIKIS THEODORAKIS' Greek Orchestra and Singers will perform in the Masonic Aud, SF, on Friday, October 18th, and at the Flint Center, in Cupertino, on Saturday, October 19th.

RAJKO, Hungarian Gypsy Orchestra and Dancers will visit the Masonic Aud on Thursday, October 24th, Flint Center on Saturday, October 25th, and the Paramount in Oakland on Sunday, October 27th.

ROYAL SWEDISH BALLET will play at Zellerbach Aud, UC Berkeley, Thursday, October 24 thru Sunday, October 27th, and at the Flint Center on Tuesday, October 29th.

EIGHT TO EIGHTY FOLK DANCERS invite the SACRAMENTO COUNCIL for a "Get Acquainted Party" in Reno, Nevada, Saturday & Sunday, November 2nd & 3rd! For details, see Page 31.

SCOTTISH COUNTRY DANCE CLASS of MICHAELA & WILL KINSEY will hold a Party on Saturday, November 9th, 8:30 PM, at the Lucy Stern Community Ctr, 1305 Middlefield Rd, Palo Alto. The program will be largely those Scottish dances taught in Bay Area classes.

TREASURER'S BALL has a NEW LOCATION - PLEASE NOTE! The Hayward Centennial Hall, 22300 Foothill Blvd, Hayward. Sunday, November 10th, 1:30 to 5:30 PM; Assembly Meeting at 11:45 AM. Prizes galore! Donation: \$2.

"PUPPETS: DANCE AND DRAMA OF THE ORIENT" is a special exhibition scheduled at the American Museum of Natural History, 79th St and Central Park West, New York City, between November 13, 1974, and April 20, 1975. There will also be live demonstrations at the exhibit.

28th ANNUAL INTERNATIONAL FOLK DANCE FESTIVAL, at the Dorothy Chandler Pavilion in the Los Angeles Music Center, is set for Saturday, January 25, 1975, at 8:00 PM. This concert will

feature exciting and unusual dance presentations. Produced by Irwin Parnes. See pages 17 and 22 for pictures.

ASHKENAZ's Current Schedule is: SUNDAY, Israeli; MONDAY, International, Couples; TUESDAY, Balkan; WEDNESDAY, Turkish-Armenian; THURSDAY, Afro-Haitian; FRIDAY, American; and SATURDAY, International (but mostly Balkan).

"WHERE TO FOLK DANCE IN THE WEST" - New Revised Edition - is now on sale from the Folk Dance Federation of California, Inc., 1095 Market St, Rm 213, San Francisco, CA 94103. Lists folk dance groups by state, including Alaska, New Mexico, Colorado, Hawaii, and everything in between. Also, Canada, Folk Dance Camps and Coffee Houses. Cost is 70¢, including postage.

"FOLK SONGS AND SINGING GAMES OF THE ILLINOIS OZARKS", (136 pages, \$8.95), compiled by David S. McIntosh, is scheduled for publication on October 7th by Southern Illinois University Press. This book comes complete with instructions for the dances and games and musical examples of many of the songs.

SCOTTISH PARTY NIGHTS in FRESNO (First Fridays, 7:30-10:00 PM, Einstein Playground, Dakota Ave, between First & Cedar) feature not only dancing but bagpiping, singing, & lectures on Scottish folklore. TOM SLAVEN directs.

TOM BOZIGIAN will soon begin his tour of the United States, Australia, and Japan, returning to Armenia for further study in 1975. For teaching engagements on Armenian dance, folklore and music (with fascinating movies), contact Tom at 5526 La Mirada, Apt. 12, Los Angeles, CA 90038, or phone (213)467-6341.

RUMOR HAS IT that BORA ÜZKÜK, not being required to serve in the military until July of 1975, will return from Turkey to the United States for a tour from February thru June, 1975.

TEXAS THANKSGIVING CAMP will again be held at Camp Hoblitzle, at Midlothian, south of Dallas-Ft. Worth. ANDOR CZOMPO and YVES MOREAU will do the honors. Attendance is limited to 200; cost is about \$42; deadline is November 1st. Contact Colleen Moore, 5534-H Holly, Houston, Texas 77036.



RAMADA® INN

324 East Shaw at Fresno Street
FRESNO, CALIFORNIA

"WELCOME HOME"



CASTILIAN DINING ROOM - *Gourmet Dining, Cocktail Lounge*
CAFE del SOL - *Family Restaurant*

King and Queen size beds

Vernon Carnes, *Genl. Mgr.*
Phone: (209)224-4040

Bay Area Ethnic Celebrations

MADONNA DEL LUME (Italian) - October 6. This thousand-year-old Sicilian tradition begins with a mass at Sts Peter & Paul Church in North Beach (SF), followed by a colorful procession to Fisherman's Wharf for the blessing of the fishing fleet. It kicks off a week-long festival that includes a carnival, a street fair, various sports events and the Columbus Day Parade.

IRISH FESTIVAL WEEK - October 7-11. Among the highlights of this festival are a mass and breakfast, a "*Feis Erin*" (Irish step-dancing) competition, an all-star concert, and a formal ball at which Miss Ireland is crowned.

DOUBLE TEN (Chinese) - October 10. This is the national day of the Republic of China, commemorating the 1911 revolution, and is celebrated here with a big parade through Chinatown at which the famous dragon is brought out.

COLUMBUS DAY - October 12. The major event of San Francisco's Italian community, the festivities are highlighted by a grand parade through North Beach, a banquet and ball at which "Queen Isabella" is crowned and a re-enactment of Columbus landing at the waterfront.

DIA DE LA RAZA (Spanish-speaking) - October 12. A cultural event featuring readings, exhibits and special shows in the Mission to point up the Latin contribution to America.

AUSTRIAN FEIERTAG - October 26. The national holiday, it celebrates the day the Allies departed Austria following WW II.

OMI DAY (Greek) - October 28. A solemn occasion marking the day Mussolini attacked Greece during the second World War.



831 VAN NESS AVENUE, FRESNO, CALIFORNIA 93728
TELEPHONE (209) 237-4378

A FAMILY RESTAURANT
Just Two Blocks West
of Convention Center





Fiery Flamenco dancer, Jose Luis Esparza, will represent Spain in the 28th annual International Folk Dance Festival at the Music Center Pavilion, Saturday, January 25, 1975 at 8 PM. Folklore of 18 nations will be performed by a company of hundreds.

HORA FETELOR

(Romania)

Hora Fetelor (HAW-rah FEH-tehl-lohr) is a woman's line dance from Calafat region of Oltenia, Romania. Alexandru David learned it while dancing with the Romanian State Ballet and taught it to his brother, Mihai, who presented it at the 1974 University of the Pacific Folk Dance Camp. The dance is not restricted to women.

MUSIC: Gypsy Camp GC 5201, S-1, B-3. 4/4 meter.

FORMATION: Mixed lines of dancers. Joined hands held at shldr level, elbows bent and held down (W pos). Face slightly R of ctr, wt on L.

18 STEPS: Two-step: Step fwd on R (ct 1); close L to R (ct 2); step fwd on R (ct 3); hold (ct 4). Repeat of step begins with L ft.
Lilt: Rise on ball of supporting ft and then lower heel. Free ft leaves floor slightly but has no other movement.

STYLING: Style throughout is lyrical, smooth, graceful.

MUSIC 4/4

PATTERN

Measures

No introduction.

I. TWO-STEPS AND LILT

- 1 With shldrs facing almost ctr, hips turned twd LOD, move in LOD with a Two-step, begin R (cts 1,2,3); hold (ct 4).
- 2 Continue in LOD with a Two-step beginning L ft (cts 1,2,3); hold (ct 4).
- 3 Face LOD, step R fwd (ct 1); lilt on R (ct 2); step L in place (ct 3); close R to L (ct 4).
- 4 Step L fwd (ct 1); hold (ct 2); turning to face ctr, close R to L (ct 3); hold (ct 4).
- 5-8 Repeat action of meas 1-4 (Fig I), reversing ftwk and direction.
- 9-16 Repeat action of meas 1-8 (Fig I).

II. TURNS, TO CTR AND BACK, GRAPEVINE

- 1 Face ctr, step R across L (ct 1); lilt on R (ct 2); step on L in place (ct 3); lilt on L (ct 4).
- 2 Release hands, do a full 3 step turn to R (CW) moving in LOD, step R,L,R (ctw 1,2,3); lilt on R (ct 4).
- 3-4 Repeat action of meas 1-2 (Fig II), reversing ftwk and direction, but on ct of meas 4, step R beside L. End facing ctr.
- 5 Two slow steps twd ctr, L (cts 1,2); R (cts 3,4).
- 6 Four small steps bkwd with a slight up-down-up-down action, stepping L,R,L,R (cts 1,2,3,4). The step R on ct 4 in a small leap in preparation for following grapevine.
- 7 Grapevine moving LOD: step L in front of R (ct 1); step R to R (ct 2); step L behind R (ct 3); step R to R (ct 4).
- 8 Step L slightly in front of R (ct 1); stamp R beside L twice, no wt (cts 2,3); hold (ct 4).
- 9-16 Repeat action of meas 1-8 (Fig II).

III. TWO-STEPS AND LILT

- 1-8 Repeat action of Fig I, meas 1-8, only.

IV. TURNS, TO CTR AND BACK, GRAPEVINE

- 1-16 Repeat action of Fig II, meas 1-16.



HANDCRAFT FROM EUROPE

BRAIDS BUTTONS BOOKS LINENS CANVAS

Open Every Day—Discount To Folk Dancers

777, 1201 and 1210 Bridgeway
SAUSALITO, CALIF. 94965

PASO DOBLE BURAWENO

(Philippines)

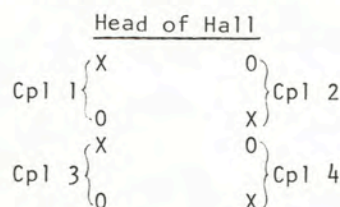
Paso Doble Buraweno (PAH-soh DOH-blai boo-rah-WAY-nyo) is an old ballroom dance made popular in the Philippines by the Spaniards. Paso Doble translated literally means "double step". This version of the dance originated in the town of Burauen, province of Leyte. It is characterized by a march and plain walking steps. It is performed as a quadrille reflecting a marked European and Western style, typical of the multi-cultural fabric of Philippine folk dances. The research on this dance was done by Bernardo T. Pedere. These notes are based on his presentation of the dance at the March, 1974, Camellia Festival, Sacramento, California.

20

COSTUME: "Old style" Philippine costume suitable for ballroom wear.

MUSIC: Record: Filipiniana Records BTP-001 B (45 RPM). 2/4 meter.

FORMATION: A set of 4 cpls (see diagram): cpl 1 face cpl 2; cpl 3 face cpl 4. Approximately 3 ft between ptrs and 6 ft between opp cpls. Arms at sides.



STEPS: Walking Step: (2 even steps per meas). Steps have a brisk, march-like quality, but are not heavy.
Step-Close Step (R): Step R to R (ct 1); step L beside R (ct 2). May also be done to L side.
Dos-a-Dos (R): Advance to pass R shldr with opp, step to R, pass L shldr to move bkwd into orig pos.
Dos-a-Dos (L): Repeat action, but pass L shldr first. May be done by two individual dancers, or by cpls, each cpl acting as a unit.
Courtesy Turn Position: With ptrs facing same direction, join L hands in front of M, join R hands at R side of W waist, M R arm around W.
 Fwk same for M and W unless otherwise noted.

MUSIC 2/4	PATTERN
Measures	
	<u>INTRODUCTION</u> March in place; Step-Close Step.
1-12	Beg R, march in place 24 steps. W no wt on last ct. Arms at sides.
13-16	Dance 4 small Step-Close Steps twd ptr, M beg R, W beg L. On meas 16 assume Courtesy Turn
(vamp)	Pos. W no wt on last ct.
	I. <u>FWD AND BACK; PROMENADE</u>
A 1-2	Beg R, walk 3 steps fwd twd opp cpl; bend R knee and raise L ft slightly off floor (meas 2, ct 2).
3-4	Beg L, repeat action of meas 1-2, moving bkwd.
5-8	Repeat action of meas 1-4.
9-15	Beg R, all cpls promenade CW around set with 14 steps to finish in orig pos.
16	Step R, L in place.
17-32	Repeat action of meas 1-16, but all cpls promenade CCW.
	II. <u>CPLS DOS-A-DOS</u>
B 1-4	Beg R, cpls Dos-a-Dos R with 8 steps. Cpl 1 with cpl 2; cpl 3 with cpl 4. (Same working cpls as in Fig I.)
5-7	Each cpl turn CW in place with 6 walking steps to finish in orig pos.
8	Step R, L in place.
9-12	Repeat action of meas 1-4 (Fig II) but Dos-a-Dos L.
13-15	Repeat action of meas 5-7 (Fig II) but finish facing adjacent cpl. (Cpls 1 and 3 face; cpls 2 and 4 face.)
16	Step R, L in place
17-32	Repeat action of meas 1-16 (Fig II) with new facing cpls and finish in orig pos. (Cpls 1 and 2 face; cpls 3 and 4 face).

21

(over)

PASO DOBLE BURAWENO (continued)

III. INSIDE DANCERS DOS-A-DOS: OUTSIDES SAME

- B 1-4 Release handhold. Beg R, W 1 and M 2, W 4 and M 3, Dos-a-Dos R with 8 steps. Arms free at sides. Outside dancers stand in place and clap on each ct.
5-8 Ptrs resume Courtesy turn Pos and repeat action of Fig II, meas 5-8.
9-16 Repeat action of meas 1-8 (Fig III) but Dos-a-Dos L.
17-32 Repeat action of meas 1-16 (Fig III) with outside dancers active; inside dancers clap.

IV. FWD AND BACK; TRADE PTRS

- A 1-8 Repeat action of Fig I, meas 1-8. (Fwd and back twice).
9-10 Beg R, take 4 steps fwd to finish face to face with opp cpl. Release handhold.
11-12 W make 1/2 turn CW with 4 steps. M take new ptr in Courtesy Turn Pos. Cpls now face W orig pos.
13-14 Beg R, 4 steps fwd to W orig pos.
15-16 With 4 steps cpl turn 1/2 CW to finish facing opp cpl.
17-32 Repeat action of meas 1-16 (Fig IV). Finish in orig pos with orig ptr.

V. W PROMENADE; M PROMENADE

- B 1-8 Release handhold. Beg R, W promenade CW around inside of set with 16 steps. W turn R to face CCW on last step. Arms free at sides. M stand in place and clap on each ct.
9-14 With 12 steps W promenade CCW to return to ptr and assume Courtesy Turn Pos.
15-16 Turn CW in place with 4 steps.
17-30 Repeat action of meas 1-14 (Fig V), but M promenade and W clap.
31 Turn CW in place with 2 steps.
32 Release handhold. Stamp bkwd on R, looking at ptr, R arm above head, L hand on hip, for final pose.



World famous Hindu Dancers, Sujata & Asoka, will represent India in the 28th annual International Folk Dance Festival, Saturday, January 25, 1975, 8 PM, in the Music Center Pavilion, Los Angeles.

SING while you DANCE!



OCTOBERFEST TOAST (Germany)

Ein Prosit, ein Prosit, der Gemütlichkeit!
Eins, zwei, drei, g'suffa!

*A toast, a toast, to the leisurely life!
One, two, three, g'suffa!*

SOMOGYI KARIKÁZÓ (Hungary)

Slow Verses

1. Éva, szivem Éva
Most érik a szilva
Terítve az alja
Felszedjük hajnalra

(from San Diego FD Conference)
*Eve, dear Eve, let's take the
plums to eat in the early morning.*

2. Bárszak ez a hajnal
Sokáig tartana
Hogy a szerelemnek
Vége ne szakadna.

*I wish the sunrise would linger
and our love would never end.*

3. Szerelem szerelem,
Atkozott gyötrelém
Miért nem termettél volt
Minden falevélen.

*Love, love, why this suffering?
Why can't you grow like the
leaf on a tree?*

Fast Verses

4. Azért jöttem ide karikázni
Ha a babám itt találna lenni,
Keze lába kitalálna törni
Nékem köllne arról számot adni.

*If my love were here,
she would be broken by the
strings of my passion, and
it would be my fault.*

5. Mit ér annak a legénynek élete
Kinek mindig nadrágzsebben a keze,
Nem meri a lányokat megölelni
Mert azt hiszi hogy a fene megeszi.

*How is it that a man keeps
his hands in his pockets,
instead of placing them
on the girl's shoulder?
Why is he afraid?*

6. Piros alma beleesett a sárba
Beleesett a sáros pocsojába,
//Piros almát kiveszem és megmosom
A babámat százszor is megcsókolom.//

*A red apple fell into the
muddy water. I took it
out and washed it off
and kissed my love
one hundred times.*

HOREHRONSKY CSARDAS (Slovakia)

1. To ta Helpa, to ta Helpa, *Hooray for Helpa (a town)*
To je pekne mesto. *It is beautiful, and there's*
A'v te Helpe, A'v te Helpe, *hundreds of handsome men.*
Svarnyick klapkov je sto.

First Chorus:

//Toho je sto, toho je sto, *That's fine, but my soul*
Nie po mojej voli. *is aching for Johnny,*
L'en za Jednim, l'en za Jednim, *who was taken away.*
Srdiečkoma boli.//

2. Za ja ničkom, za paličkom, *Moon over the little forest,*
Kro-kby nespravila. *over the long grey fields,*
Za duričkom, za misičkom, *jumping over the Danube and*
Dunaj preskočila. *disappearing even from my hair.*

Second Chorus:

//Dunaj, Dunaj, Dunaj, Dunaj, *Danube, Danube, over the Danube.*
Aj to sino pole. *There's nothing left*
L'en za Jednim, l'en za Jednim, *without Johnny, my sweetheart,*
Pocéšenie moje.// *and I'm very sad.*
(from San Diego FD Conference)

GERAKINA (Greece)

Kini se l Gerakina *Gerakina went*
Yia ne ro, krio na feri. *For some water, to fetch cold water*
DROOM (five times) *Droom.*
Ta vrahiolia tis vrondoon. *Her bracelets are jingling.*

Ki'epe se mesto pigadi *And she fell into the well*
Ki'e vgale (ore) foni me gali. *And let out a big yell*
DROOM *Droom.*
Ta vrahiolia tis vrondoon. *Her bracelets are jingling.*

Ki'e trexe o Kosmos olos *And everybody ran to save her*
Ki'e trexa ki' ego-o-kai menos. *And poor me also ran along,*
DROOM *Droom.*
Ta vrahiolia tia vrondoon. *Her bracelets are jingling.*

Gerakina the se vgalo *Gerakina, I will save you*
Ke gine, gineka tha se paro. *And for wife will take you.*
DROOM *Droom.*
Ta vrahiolia tis vrondoon. *Her bracelets are jingling.*

Ki'e rixe hryso korthoni *And he threw his golden sash*
Ki'e tin epiase ap' tin zoni. *And he took her by the belt.*
DROOM *Droom.*
Ta vrahiolia tis vrondoon. *Her bracelets are jingling.*



International Folk Faire

SUNDAY, OCTOBER 6th





CORTE MADERA RECREATION CENTER
TAMALPIAS AVENUE

2-9 PM

FREE ADMISSION!



Gaiety & Joy

Flea Market Auctioneer

Costume & Record Sale

Handcrafts

Fun & Games

Blackjack & Bingo

Darts & Roulette

Refreshments

Music & Laughter

Hot Buffet Dinner

Folk Dancing



Party Places

Please check your listing and report any changes before the 5th of each month.


NORTH

- ALAMO - 4th SAT, 8:30 PM, Alamo Women's Club, WALNUT WHIRLERS.
- BERKELEY - 3rd FRI, 8 PM, John Hinkle Park, BERKELEY FOLK DANCERS.
- FRESNO - 1st SAT, 8 PM, Danish Brhd Hall, SQUARE-ROUNDERS
1st FRI, 7:30 PM, Einstein Playground, SCOTTISH PARTY.
1st SUN, Potluck, Danish Brhd Hall, CENTRAL VALLEY FD.
Last MON, 8 PM, Einstein Playground, MONDAY-NITERS.
- LODI - Last FRI, 8 PM, LeRoy Nichols Sch, KALICO KUTTERS.
- MENLO PARK - Alt 1st SAT, 8 PM, Menlo Park Rec Ctr, PALOMANIANS.
4th SAT, 8 PM, Menlo Park Rec Ctr, MENLO PARK FD.
- MILL VALLEY - 3rd SAT, 8:30 PM, Almonte Hall, HARDLY ABLES FDC.
- 4th SAT, 8:30 PM, Almonte Hall, STEP-TOGETHERS.
- MTN VIEW - 1st SAT, 8:30 PM, Powell School, BARRONADERS.
- OAKLAND - 4th WED, 8 PM, John Sweet Sch, SWING N'CIRCLE FD (Cpls).
4th FRI, 8 PM, Webster School, SEMINARY SWINGERS.
5th THUR, 8 PM, 1700 28th Avenue, OAKLAND FOLK DANCERS.
5th SAT, 8 PM, Frick Jr HS, GEBFD COUNCIL.
- NAPA - 3rd TUES, Kennedy Park, NAPA VALLEY FOLK DANCERS.
- PALO ALTO - 3rd SAT, 8:30 PM, Lucie Stern Comm Ctr, PALO ALTO FD.
- PENINSULA FD COUNCIL - 5th SAT, Various locations announced.
- PENNGROVE - 2nd SAT, 8 PM, Penngrove Clubhouse, PETALUMA INTL FD.
- REDWOOD CITY - 2nd FRI, 8:30 PM, 1455 Madison Ave, REDWOOD CITY FD.
- 4th SAT, 8:30 PM, Hoover Sch, RC DOCEY-DOE CLUB.
- RICHMOND - 1st SAT, 8 PM, Downer Jr Hi, RICHMOND-SAN PABLO FD.
- SACRAMENTO - 1st SAT, 8 PM, Theodore Judah Sch, CIRCLE SQUARE.
Alt 1st SAT, 8 PM, 39th & McKinley, LEFT FOOTERS.
2nd SAT, 8 PM, Coloma Elem Sch, KALEIDOSCOPIES FDC
alternate with WHIRL-A-JIGS.
3rd SAT, 8 PM, Sierra Sch, PAIRS & SPARES.
4th FRI, 2912 Swift Way, FAMILY CIRCLE.
4th SAT, 8 PM, Theodore Judah Sch, TRIPLE S.
- SALINAS - 5th TUES, 8 PM, Salinas HS, SALINAS SPINDRIFTERS.
- SAN FRANCISCO - 1st SAT, 7:30 PM, Commodore Sloat Sch, ROYAL SCOT. CDS.
2nd SAT, 8:30 PM, Genova Hall, CAYUGA TWIRLERS.
3rd FRI, 8:30 PM, Commodore Sloat Sch, CHANGS.
3rd SAT, 9 PM, 603 Taraval, KOLO OF SAN FRANCISCO.
1st SAT, 8:30 PM, 321 Taraval, FUN CLUB.
Last TUES, 8 PM, Chenery & Elk Sts, GLEN PARK FD.
Last THUR, 333 Eucalyptus, YMCA, GATESWINGERS.
5th WED, 8 PM, 50 Scott St, SF MERRY MIXERS.
- SAN JOSE - 2nd SAT, 8 PM, Hoover Jr Hi, GAY NIGHTERS OF SAN JOSE.
- SAN LEANDRO - 3rd SAT, 8 PM, Bancroft Jr Hi, CIRCLE UP CLUB.
- SAN RAFAEL - 4th FRI, 8 PM, Carpenter's Hall, WHIRL-A-WAYS.

VALLEJO - 4th FRI, 8 PM, Vallejo Comm Ctr, SUNNYSIDE FOLK DANCERS.
VINEBURG - 1st SAT, 8 PM, Schaal Hall, VALLEY OF THE MOON FD.
 3rd SAT, 8 PM, Schaal Hall, SANTA ROSA FOLK DANCERS.
 4th SAT, 8 PM, Schaal Hall, REDWOOD FOLK DANCERS.
 5th SAT, VINEBURG FOLK DANCERS.

SOUTH

INGLEWOOD - 3rd SAT, 8 PM, Rogers Park Rec Ctr, MORE THE MERRIER.
LONG BEACH - Last TUES, 8 PM, The Hutch, Willow & Pine, SILVERADO FD.
 Last THUR, 8 PM, Millikan Hi Girls' Gym, LB CO-OP.
LOS ANGELES - 5th THUR, 8 PM, Emerson Jr Hi Gym, WESTWOOD CO-OP.
OJAI - 1st SAT, 8 PM, Ojai Community Art Center.
SAN FERNANDO VALLEY - Last FRI, 8 PM, Canoga Park Elem Sch,
 WEST VALLEY DANCERS.
SANTA BARBARA - Last SAT, Garfield School, SANTA BARBARA FDC.
WHITTIER - 5th SAT, 8 PM, W. Whittier Sch, WHITTIER CO-OP FD.



**'WHERE
TO DANCE
IN THE WEST'**

- Now Available -

FOLK DANCE FEDERATION
of CALIFORNIA, INC.
1095 Market, Rm 213
San Francisco, CA 94103

70¢

Manchester Motel

3844 No. Blackstone Ave, FRESNO
Telephone - 222-3054

Air Conditioning
Queen Sized Beds
TV - Radio - Phones
Coffee Shop
Cocktail Lounge



Old Fresno Hofbrau



*Acclaimed Fresno's Finest —
Dining in Old World Charm*

DOMESTIC AND IMPORTED BREWS
ON TAP

EXCELLENT COCKTAILS
AT MAJESTIC MAIN BAR

Tulare & R Streets — 264-4014

FRESNO

Closed Sunday

D' Lynnes Capezio Dancewear

- * Folk Dance Shoes *
- * Tights & Leotards *
- * Theatrical Make-up *
- * Records & Tote Bags *

1435 - 4TH STREET
SAN RAFAEL, CA 94901

456-4747

Valkommen!

To a Bit of Sweden

OCTOBER 19th & 20th, 1974

HOLMES PLAYGROUND!
First & Huntington
FRESNO

CAMP REUNION INSTITUTE

For Delicious Mexican Food



CASTILLO'S
Tulare & Divisadero



*Our customers tell us
it's the best
they have ever eaten.*

Quality food at
Reasonable Prices

FRESNO



THE VALLEY'S
LEADING FASHION
DEPARTMENT STORES

Downtown Fresno
Fashion Fair
Westgate Center,
Merced
Visalia Fair

COUNCIL CLIPS

SACRAMENTO COUNCIL OF FOLK DANCE CLUBS

The EIGHT-TO-EIGHTY FOLKDANCERS of Reno-Sparks, Nevada, invite the Sacramento Council to a "Get Acquainted" party, November 2-3, 1974, a Saturday and Sunday. This joint affair will feature a Potluck Supper and Dancing on Saturday evening and a guided tour of the famous Harrah's Auto Museum on Sunday morning. This fantastic collection includes not only a complete history of the automobile, but also costumes, railroad cars, boats and trolleys, a library, and the restoration workshops where these antiques are continually refurbished.

The Potluck Supper and Dancing will be at McKinley Park School, on the corner of Keystone & Jones Sts in Reno, just a few blocks from the downtown area. There are several motels between this school and downtown Reno, an easy walk for us folk dancers!

A Charter Bus will depart Sacramento for Reno around Noon on Saturday and will return to Sacramento late Sunday afternoon. Info on the bus is available from CLARENCE PERRY, President of the Sacramento Council, 1361 Vallejo Way, Sacramento 95818.

Complete details on the party, room reservations, and time schedules may be had from HARRIET CALSBECK, 859 Oxford Avenue, Sparks, Nevada 89431. DEADLINE is October 15th!

Reno weather is usually warm & bright in the daytime in early November, chilly at night.

Harriet Calsbeck
859 Oxford Avenue
Sparks, Nevada 89431

FRESNO FOLK DANCE COUNCIL

The SQUARE ROUNDERS hosted a surprise housewarming party for WALTER and Past Council President CLEDA RODRIGUES, in their new ranch home near Sanger. They were presented with a fireplace set. There was nothing but admiration for their view of the mountains to the east, and a gorgeous sunset to the west.

Has CENTRAL VALLEYS CLUB found the way to spark an interest in folk dancing? They were holding their regular Sunday night party in the park recently, when things were livened up immensely by two "streakers" who went racing across the slab, yelling as they ran, then popped into a waiting car in the dark a hundred feet away and were gone.....

A "First" for both teacher and pupils was when VERA JONES and a group of blind people got together. It took a little doing to get them going, and then they were like kids with a new toy! It was so much fun that a second session has already been scheduled.

TOM SLAVEN announces that his Scottish Country Dance Class is changing from Tuesdays to Fridays, and the location from Pinedale to Einstein Playground, as of September 6th.

The FAMILY CLASS moved from Roeding Park to downtown Fresno on September 13th, to participate in the celebration of the 10th

Anniversary of the Mall---and such was the enthusiasm that everyone was back at the park the very next night for an extra session, complete with potluck supper, class, and request dancing.

The SUB-TEEN GROUP has moved to a new location---Manchester School. They have been busy with performances at various rest homes, the Veteran's Hospital, Fresno Mall, and in the annual talent show of Einstein Playground.

Don't forget to come to our FRESNO FESTIVAL, October 19th-20th. JACK McKAY and the Folk Dance Camp Institute Committee have decided to stage a "bring-your-own-lunch picnic", at noon on Saturday, October 19th. There is a picnic area under shady trees just next to Holmes Playground. And MARCI PHELAN would like to host a group of sleeping-bag campers in her home, complete with a Sunday morning breakfast! Please contact her in advance about this at 3356 E. Sierra Madre Ave, Apt. B, Fresno, CA 93726.

Vera Jones
4649 N. Wilson Avenue
Fresno, CA 93704

SAN FRANCISCO COUNCIL OF FOLK DANCE GROUPS

Members of the SAN FRANCISCO FOLK DANCE CARROUSEL chartered a bus, invited some friends, and attended the "Little Festival in the Redwoods" potluck lunch and folk/square dance festival in Guerneville, Sunday, August 18th.

CHANGS INTERNATIONAL FOLK DANCERS wish to announce that effective September 6th, 1974, the teaching time, every 1st & 2nd Friday, will be changed as follows: 10-11 PM (it was formerly from 9-10 PM). The new schedule, complete, reads as follows: 8-9 PM, Beginners Class for new dancers; 9-10 PM, general dancing; 10-11 PM, RUTH RULING will teach/review new/advanced dances; 11-12 PM general dancing.

"Old Fashioned Hoedown" is the theme of the next FUN CLUB folk square dance party to be held on Saturday, October 5th, 8:15 PM, at Portalhurst Presbyterian Church, 321 Taraval St. PHIL MARON will be guest caller for squares and contras! Here's your chance to don your gingham, bonnets, overalls, jeans, and western wear! Delicious refreshments! Donation, \$1.50.

The annual AUTUMN HARVEST FESTIVAL will be held Sunday, Oct. 27th, at Funston Field Clubhouse, Chestnut & Buchanan Sts, 1:30-5:30 PM. HARLAN BEARD is Chairperson. This festival is hosted by the SAN FRANCISCO COUNCIL OF FOLK DANCE GROUPS, and sponsored by the SAN FRANCISCO RECREATION & PARKS DEPT. We strongly urge ALL folk dancers to support festivals held in San Francisco, by attending! LET'S HAVE A BIG TURN-OUT! Everybody come! Wot? Free Admission.

Cathy Jair
522 Hyde St, Suite #12
San Francisco, CA 94109

GREATER EAST BAY FOLK DANCE COUNCIL

All the proceeds from the Fifth Saturday Party on August 31st will be used to purchase records for the Council. New records are necessary, as the officers have been borrowing the records from their clubs. If you have any records you would like to donate, call PHYLLIS OLSEN, your President. They will be very much appreciated.

JACK & PAULINE NEVES are teaching a Beginner's Class in San Leandro. This is the first beginner's class for San Leandro in a long time. If you know anyone wanting to attend, contact Phyllis. She should have all the information.

There is also another Beginner's Class at the John Hinkel Clubhouse, sponsored by BERKELEY FOLK DANCERS, and taught by PAULINE & VANCE TEAGUE. If you want further information, call the Teagues at (415) 527-6594.

BFD's are sponsoring a Night on the Town, October 12, 1974, called "Anchors Away", at Spenger's Fish Grotto, 1919 - 4th St, Berkeley. Kolos begin at 6:15; dinner will be served at 7 PM. Tickets are \$5, available from ED Hussey.

Your Council's Annual Hallowe'en Party will be held on October 26th, Saturday evening, at Bancroft Jr Hi School in San Leandro. Please wear your colorful costumes! Prizes, food, fun galore!!!

Genevieve Pereira
1811 Cornell Drive
Alameda, CA 94501

New Second Edition INTERNATIONAL FOLK DANCE AT A GLANCE

Cecile Gilbert, Ball State University

Learn new dances easily and recall familiar ones quickly with the new second edition of *INTERNATIONAL FOLK DANCE AT A GLANCE*. This popular handbook features a unique, easy-to-follow charting method which indicates the basic steps, sequences, and direction of each dance. The 69 dances in this edition range from beginning to intermediate and advanced levels and include both partner and nonpartner dances. 1974; 7½ x 10"; 171 pp.; spiral bound; illus; \$4.95, plus 50 cents postage and handling.

Order from Dept. LD1074

BURGESS PUBLISHING COMPANY
7108 Ohms Lane • Minneapolis, MN 55435

ECHOES

FROM THE

SOUTHLAND

By Perle Bleadon

SAN DIEGO AREA NEWS

This year the Folklaenders are celebrating "WINZERFEST", October 5th and 6th. Not a celebration with beer, this is a celebration of the "Wine Harvest". If anyone is interested in German and Swiss folk dances, please join us! We need people to participate in exhibitions. Practice every first and third Wednesday of each month at North Park Recreation Center on Idaho Street between University Avenue and El Cajon Blvd. Time: 7:30 PM.

Wedding bells have really been ringing for our dancing friends this year. Among the newlyweds are: LILLIAN SIMMONS and BILL SPURRIER, JUAKETA CLINE and JOHN HANCOCK, MILDRED SCHNEIDER and RUBEN RUSHER, JUDY PARKER and STEVE HENDERSON, SALLY SNEATHEN and JOHN SKIMSON, and SONYA PROVOZNIK and LOUIS COLTON. Felicitations and many happy years of wedded life to all.

VISITORS to our Fair City: KAY DOBRINSKY, who will in the near future be moving east to be with hubby AL DOBRINSKY, immediate past President of the Folk Dance Federation of California, South; KEITH STYER from Washington, DC; JOHN HOLMS and his bride MARGIE from Lansing, Michigan; SHEILA RUBY, President of the Folk Dance Federation of California, South, and husband HENRY, from Los Angeles, have been dancing and visiting with us. Come again soon!

Condolences are extended to Mrs Archie Stirling and her family upon the death of her father, James H. Bradford.

CYGANY DANCERS are again accepting new members for their exhibition group. They are working on Russian, Hungarian, Bulgarian, Italian, Polish and other nationalities---with our efforts put toward a two-hour concert in March, 1975. Anyone interested in folk dancing and performing is welcome. If interested, the exhibition group meets every Wednesday evening in the Casa del Prado Bldg, Balboa Park, at 8:00 PM in the Youth Symphony Room. For more information, call JOHN HANCOCK, director of Cygany Dancers, at 463-8547, or drop by on Wednesday night.

(courtesy ECHO Editor, Helen Lenyk)


FLORA CANNAU suggests featuring a "Dance of the Month" to be done each Sunday of a particular month in order to expand our Sunday repertoire. They can be new, fun dances or "Oldies but Goodies". The clubs could teach them so that everyone coming on Sundays would be familiar with them.

VIRGILEERS

Once again, on Sunday, July 21st, the CIVELLO HACIENDA was the scene of the annual folk dance and pot luck hosted by Senor Tony & Senora Josephine for the Virgileers. Approximately 60 of the group and their friends had an enjoyable afternoon and evening. While enjoying a supper of many delicious dishes prepared by members, we were delightfully entertained by LUCY HERNANDEZ on the

Halloween

From The Ontario Folkdancer



Goblins, ghosts and jack o'lanterns! Children trick or treating are mostly unaware that today's Halloween customs are really very old. Ghosts and goblins were said to walk the land two thousand years ago when the Celts occupied Northern and Western Europe. The Celtic religion of Druidism appears to be the origin of many of the customs associated with this day.

For Christians, Halloween night is All Hallows Eve---the evening before All Saints Day. On All Saints Day the Catholic Church celebrates the feast for all those who have lived a good life but who are not included in the church's calendar of saints. The word Halloween is a derivative of this name.

In the ancient legends surrounding Halloween, November 1st was the New Year and also the time of the great autumn festival to the sun. On October 31st the Druid priests offered thanksgiving for the harvest. They also appeased Samhain, the lord of death, in the belief that he would be less severe on the souls of those who died during the preceding 12 months. A very important part of the ancient festival was the lighting of bonfires on the hilltops. These served as a welcome to good spirits, a warding off of evil ones, and an encouragement to the waning summer sun. At about the same time of year, the Romans celebrated the feast of Pomona, goddess of fruit and nuts. When they conquered the British Isles, some of their customs were added to those of the Druids.

Throughout the years, customs from ancient lore were kept in addition to the church celebrations. In Wales each family made its own fire into which each member threw a marked stone. Prayers were said, and they retired for the night. In the morning a missing stone indicated that the owner would die within the year. In Ireland a girl wanting to know who would be her future husband would walk backwards down the stairs holding a mirror. It was believed that his face would appear in the mirror when she reached the bottom of the stairs. Young people in Scotland would pull cabbage stalks and, depending on their size and the amount of earth which clung to them, would predict whether their mates would be fat or thin, rich or poor.

In North America Halloween was scarcely celebrated until the latter half of the 19th century when the Irish brought today's customs with them. The jack o'lantern came from an Irish legend about an Irishman named Jack who was not allowed to enter Heaven and was later expelled from Hell because he played tricks on the Devil. He was then condemned to walk the earth forever with a lantern. Trick or treat owes its origin partly to the Irish. In Ireland groups of peasants would go from door to door begging for food for the festivities. Prosperity was promised to those who gave willingly and cheerfully, but to those who did not, dire consequences were threatened for the New Year. Another aspect is credited to the English. They also went door to door for food with boys wearing girl's clothes and vice versa.

Federation Information

PUBLICATION CORNER

The Federation has many fine publications which we are able to sell to promote folk dancing and to help support the Federation. Our most useful publication is LET'S DANCE magazine, which fills a vital need in communication and has many interesting articles, dance descriptions and costume information. We are all very proud of LET'S DANCE, but in order to make maximum use of this fine publication, we need more income, particularly advertising income. We need everyone's help in this endeavor--here is what you can do to help:

1. If you are in business, are an employee, or know others in business, try to secure an ad in LET'S DANCE (see rates below).
2. Before local festivals, get ads from motels, restaurants, or specialty shops in your area. Ad forms are available by writing to LET'S DANCE, 756 Marlin Ave #3, Foster City, California 94404.
3. Be sure to patronize LET'S DANCE advertisers. Let them know you saw their ad in the magazine. Calling Cards are available for this purpose.
4. Try to enlarge the circulation of LET'S DANCE. Encourage your folk dance friends to subscribe. Give LET'S DANCE as a gift!
5. If you can help in this effort or have ideas which could help, contact the undersigned at 1215 Chesterton Avenue, Redwood City, CA 94061; (415) 368-7834.

Bruce Wyckoff
Director of Publications
Folk Dance Federation of
California, Inc.

IT PAYS TO ADVERTISE IN LET'S DANCE MAGAZINE!

Advertising Rates:	Monthly	Yearly
Per Column Inch	\$ 6.00	\$ 60.00 *
1/4 page	17.50	175.00 *
1/2 page	35.00	350.00 *
Full page	70.00	700.00 *
Record Finder Listing	3.00	30.00
Classified, 3 Lines	1.00	10.00

★Less 15% for payment in advance.

CALENDAR OF EVENTS

FOLK DANCE FEDERATION OF CALIFORNIA, SOUTH

MORRIS LECHTICK, 13327 PORTOFINO DR, DEL MAR, CALIF 92014

SEP 14, Sat, FOLK DANCE FESTIVAL, Eagle Rock Playground, Eagle Rock, 7:30 PM. Council Mtg, 4:00 PM. San Diego State University Folk Dance Conference Committee.

OCT 5-6, Sat-Sun, FESTIVAL, Chula Vista, hosted by Folklaenders. Federation Council Meeting.

OCT 19-20, Sat-Sun, INSTITUTE, Camp Hess Kramer, Zuma Beach.

NOV 9, Sat, TREASURER'S BALL, West Hollywood Playground.

DEC 7, Sat, FESTIVAL, hosted by the Pomona Folkarteers.

1975

JAN FESTIVAL, hosted by Pasadena Co-op.

FEB 15, Sat, ELIZABETH SANDERS VALENTINE PARTY, San Diego Folk Dance Conf Committee, Laguna Beach High School.

FEB 16, Sun, FESTIVAL, hosted by the Laguna Folk Dancers. Laguna Beach High School.

MAR 16, Sun, FESTIVAL, hosted by the Gandy Dancers; International Institute, 4th & Boyle, Los Angeles.

MAY 23-26, Fri-Mon, STATEWIDE - SANTA MARIA. Plan ahead!

For further information regarding folk dance activities in Southern California, call the Folk Dance Federation of California, South, at 1-(213)-398-9398.



CALENDAR OF EVENTS

FOLK DANCE FEDERATION OF CALIFORNIA, INC.

GAIL CLUNE, 85 OAKVUE ROAD, PLEASANT HILL, CA 94523 (937-2585)

- OCT 6, Sun, CORTE MADERA, "International Folk Faire", Corte Madera Rec Ctr, Tamalpais Ave; 2-9 PM. See pages 26-27.
- OCT 6, Sun, VALLEJO, "Harvest Moon Festival", Community Center, 225 Amador St; 1:30-5:30 & 7:30-10:30 PM. Sunnyside FD.
- OCT 12, Sat, MILL VALLEY, "Scholarship Ball", Park Sch, 360 E. Blithedale; 8-12 PM. Host: Marin Dance Council
- OCT 19-20, Sat-Sun, FRESNO, "Fresno Camp Reunion: *Valkommen* to a Bit of Sweden", Holmes Playground, First St at Kerckhoff. Sat: Institute, 1 PM; Festival, 8 PM. Sun: Mtg, 11:45 AM; Festival, 1:30 PM; Closing Party, 8 PM. Host: Fresno FDC.
- OCT 26, Sat, SAN LEANDRO, "Halloween Costume Party", Bancroft Jr Hi Sch, Bancroft & Estudillo; 8-11 PM. Host: GEBFDC.
- OCT 27, Sun, SAN FRANCISCO, "Regional Festival", Funston Fieldhouse, Buchanan & Chestnut Sts. Folk Dancing, 1:30-5:30 PM. Hosts: SF Council of FD Groups, and SF Rec & Parks Dept.
-
- NOV 2-3, Sat-Sun, RENO, NEVADA, "Get Acquainted Party" with the Sacramento Council. See details on page 31.
- NOV 10, Sun, HAYWARD, "Treasurer's Ball", Centennial Hall, 22300 Foothill Blvd (across from City Hall). Mtg, 11:45 AM; Dancing, 1:30-5:30 PM. Refreshments available. Door prizes & exhibitions. Donation, \$2. Host: Earl Wilson, Tres.
- NOV 28-30, Thur-Sat, SAN FRANCISCO, "23rd Annual Kolo Festival". Contact Festival Folkshop at (415) 775-3434 for info.
- NOV 30, Sat, OAKLAND, "Fifth Saturday Party". Frick Jr Hi Sch, 64th & Foothill. 8-11 PM. Host: Greater East Bay FDC.
- NOV 30, Sat, PALO ALTO, "Scholarship Ball". Lucy Stern Community Ctr, 1305 Middlefield Rd. 8:30-12:00 PM. Peninsula Council.
-
- DEC 31, Tues, SAN RAFAEL, "Karlstad Ball", Masonic Hall, Looten's Place. Kolo Hour, 8 PM; Dancing, 9 PM; Dinner and more dancing, Midnight - 2 AM. Host: Marin Dance Council. Tickets limited; contact Marin Dance Council members.

1975

- FEB 2, Sun, OAKLAND, "Children's Festival".
- FEB 9, Sun, NAPA, "Sweetheart Festival"; Napa Valley Folk Dancers.
- FEB 23, Sun, OAKLAND, "Festival of the Oaks".
- MAR 29, Sat, OAKLAND, "Fifth Saturday Party".
- APR 12, Sat, MILL VALLEY, "President's Ball", Marin Dance Council.



CLASSIFIED ADS

(\$1 per issue for three (3) lines!)

BAY AREA

FRESNO - Beginner's Class in SCOTTISH COUNTRY DANCING: Fridays, 7 PM, at Einstein Playground, on Dakota Avenue. \$1.00.

TOM SLAVEN, member Royal Scottish Country Dance Society.

ALMENRAUSCH SCHUHPLATTLER meets Mondays, 8-10 PM, in Oakland.

Specializing in Alpine dancing. New dancers welcome! Call

Bill Dinwiddie at 451-5014 for further information.

DIABLO FOLK DANCERS of WALNUT CREEK, instructed by

GRAHAM HEMPEL. They meet at Tice Valley School, Wednesdays at 8 PM, except last Wednesdays, when they meet at Los Lomas HS.

IRENE WEED SMITH - Ballroom Specialist, Choreographer.

Tap, Ballet, Modern Jazz, Hawaiian, Discotheque.

Children & Adults, 5316 Fulton St, San Francisco. 751-5468.

JOSETTA TWIRLERS meet at Josetta Dance Studio, 3280 El Camino,

Santa Clara. Folkdancing, Wed, 7:30 PM; Latin-Ballroom, Mon

& Fri, 7:30 PM; Studio Party, Tues, 8:30 PM. JO BUTTITTA.

OAKLAND RECREATION CLASS

Fridays, Frick Jr Hi Sch, 64th Ave & Foothill, Oakland.

Beg 7:30 PM, Int-Adv 8:30 PM. MILLIE von KONSKY, Instructor.

PANTALOONERS have class at Laurel School, 3820 Kansas Street,

Oakland. Wednesdays at 7:45 PM. CHARLES EMERSON and

JUNE SCHAAL instruct.

SEMINARY SWINGERS' class meets at Webster School in Oakland,

81st & Birch Streets. Fridays at 8 PM. Party every 4th Fri.

CHARLES EMERSON and JUNE SCHAAL instruct.

SWEDISH FOLK DANCE GROUP - Thursdays, 7:30-10 PM, Menlo Park Rec

Ctr. Exclusively Scandinavian. Singles welcome. No fee.

Call KENNETH SEEMAN, Instructor, at 327-3200 for information.

WALNUT WHIRLERS invite all dancers to their monthly parties,

4th Saturdays, 8 PM, Alamo Women's Club, Alamo. For info,

call (415) 283-2692 in Lafayette.

LOS ANGELES

WESTWOOD'S BEGINNERS CLASS - International Folk Dancing:

Mondays, 7:40 to 10 PM, Stoner Avenue Playground.

DAVE SLATER, Instructor.

WESTWOOD CO-OP FOLK DANCERS meet Thursday nights, 7 to 10 PM,

Emerson Jr High School, Selby, near Santa Monica Blvd.,

West Los Angeles.

FEDERATION'S BEGINNING INTERNATIONAL FOLK DANCE CLASS:

Saturdays, 7:30 - 10:00 PM, Starr King Jr High Gym,

4201 Fountain Ave, Los Angeles, Ca (enter from Sunset Dr).



DEADLINE for NOVEMBER ISSUE

is

OCTOBER 1, 1974





MS Method folkdance notation

P.O. Box 636,
MANHATTAN BEACH, CA. 90266

The QUICK - EASY WAY TO LEARN - TEACH - NOTATE and REMEMBER

- Vol. 1 - FOLKDANCING IS FOR EVERYBODY ... \$6.30 ea.
Vol. 2 - 23 ISRAELI DANCES 5.50 ea.
(as taught by Shlomo Echar)
2 LP RECORDS OF DANCES IN VOL. 2 6.50 ea.
(Hadarim & Back From Israel)

WRITE FOR INFORMATION:
TEACHING AIDS - NOTATION SUPPLIES
INSTITUTES

All orders - Add .80 shipping charge
California residents add 6% sales tax.

Folk Dance Record Shops

SAN FRANCISCO

FESTIVAL RECORDS

(Ed Kremers & John Filcich)
161 Turk Street
San Francisco, CA 94102
Phone: 775-3434

LOS ANGELES

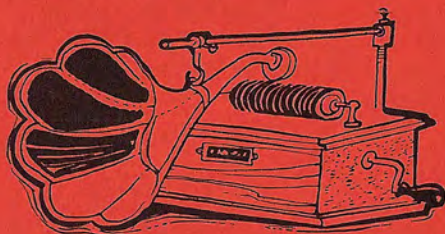
FESTIVAL RECORDS

(John Filcich)
2769 West Pico (Near Normandie)
Los Angeles, CA 90006
Phone: 737-3500

OAKLAND

PHIL MARON'S FOLK SHOP

(Phil Maron)
1531 Clay Street
Oakland, CA 94612
Phone: 893-7541



8

OLGA KULBITSKY

64-16 - 84TH PL

REGO PARK NY 11374