

December 1974

45¢



Let's Dance

THE MAGAZINE OF INTERNATIONAL FOLK DANCING

Vol. 31, No. 10

OFFICIAL PUBLICATION OF THE
FOLK DANCE FEDERATION OF CALIFORNIA, INC.

EDITOR (*pro tem*).....Vi Dexheimer
BUSINESS MANAGER.....Walt Dexheimer
DANCE RESEARCH EDITOR...Dorothy Tamburini
COSTUME RESEARCH EDITOR...Eleanor Bacon

DECEMBER CONTRIBUTORS

Eleanor Bacon	Dorothy Henney
Perle Bleadon	Cathy Jair
Gail Clune	Morris Lechtick
Ernest Drescher	Sherrill A. Kumler

FEDERATION OFFICERS

(North)

PRESIDENT.....Ernest Drescher
920 Junipero Serra Blvd., S.F. 94127
VICE PRESIDENT.....Ray Olson
TREASURER.....Earl Wilson
RECORDING SECRETARY.....Genevieve Pereira
DIR. OF PUBLICATIONS.....Bruce Wyckoff
DIR. OF EXTENSION.....Ruth Melville
DIR. OF PUBLICITY.....Bob Hardenbrook
HISTORIAN.....Bee Mitchell

(South)

PRESIDENT.....Sheila Ruby
5667 Spreading Oak Dr, Hollywood, 90068
VICE PRESIDENT.....Morris Lechtick
TREASURER.....Ray Augustine
RECORDING SECRETARY.....Cynthia Tarvin
CORRESPONDING SECRETARY.....Elsa Miller
DIR. OF EXTENSION.....Virginia Saar
DIR. OF PUBLICITY.....Perle Bleadon
HISTORIAN.....Bertha Gold

OFFICES

EDITORIAL.....Letters, Articles & Ads
4039 Mt. Veeder Road, Napa, CA 94558
Telephone: (707) 226-2645

CIRCULATION.....Vi Dexheimer
FOLK DANCE FEDERATION OF CALIFORNIA, INC.
1095 Market Street, Rm. 213
San Francisco, Calif. 94103
Telephone: 431-8717 or 441-3049

SUBSCRIPTION RATES: \$4.00 per year
(Foreign) \$5.00 per year



TABLE OF CONTENTS

Christmas Greetings.....	1
Costumes of Sandomierz, Poland.....	2
Christmas Ornaments (Polish)	5
A Polish Christmas	8
Advertisers: Holiday Inn.....	10
Auditorium Travel Inn	
Party Places.....	11
Dance Descriptions:	
<i>Ada's Kujawiak No. 1</i>	14
<i>La Adelita</i>	16
<i>Stari Šotiš</i>	18
<i>Ranchera</i>	20
Advertiser: Swiss Family Affair...17	
Your Letters.....	17
Announcements.....	22
The Basic Movements of Square Dancing.....	24
In Review.....	29
Council Clips.....	30
Echoes from the Southland.....	32
Editor's Viewpoint.....	35
Federation Information.....	36
Publications.....	37
Calendar of Events - South.....	38
Calendar of Events - North.....	39
Classified Ads.....	40
Other Advertisers-12, 17, 28, and 39	

ON OUR COVER

A Polish Minstrel
Eorecka-Egan



On the First Day of Christmas
My True Love sent to me...
A Partridge in a Pear Tree.

Merry Christmas

TO ALL

Let's Dance READERS

and to all we send

NEW YEAR GREETINGS

Costumes of Sandomierz, Poland

by Eleanor Bacon

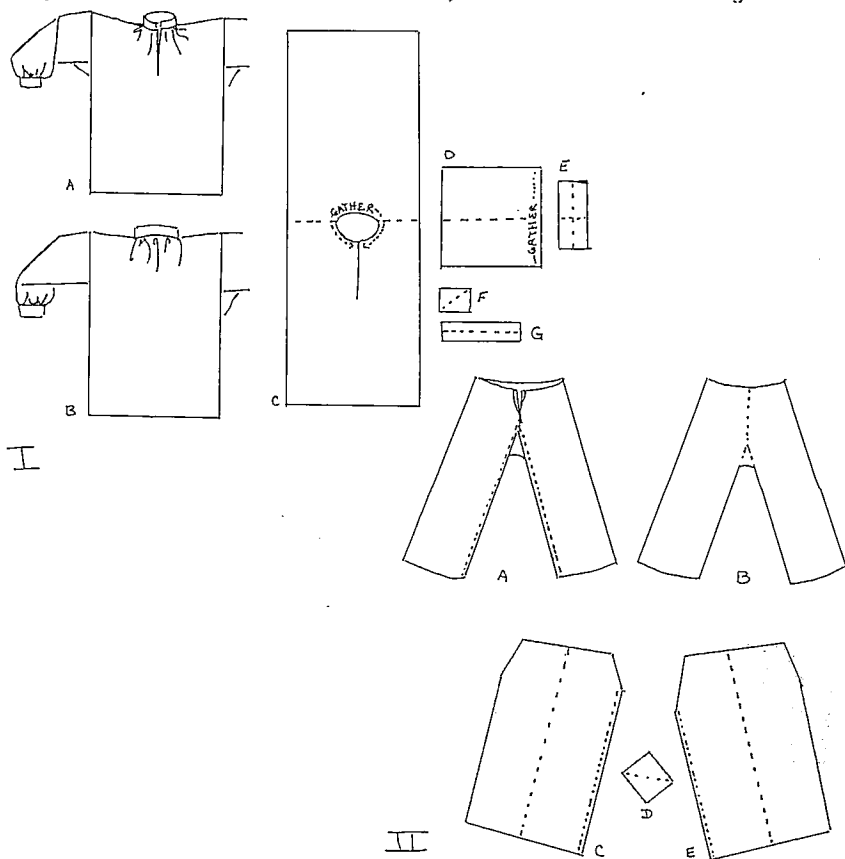


Sandomierz is one of the oldest towns in Central Poland and the area as a whole was called the Sandomierz Land in the 12th and 13th centuries.

The earliest information on this costume was recorded in 1644. After the abolition of serfdom, in the middle of the 19th century, great changes took place. Towards the end of the 19th century, and the beginning of the 20th century, the costume of Sandomierz began to disappear rapidly, so that only a few reminders have been preserved until now.

The numerous variations of the Sandomierz costume's ornamentation has been caused by influence of the neighborhood, industrial development, which was once extensive in this area, and the lack of great estates, but not so much by the relative welfare of the inhabitants themselves.

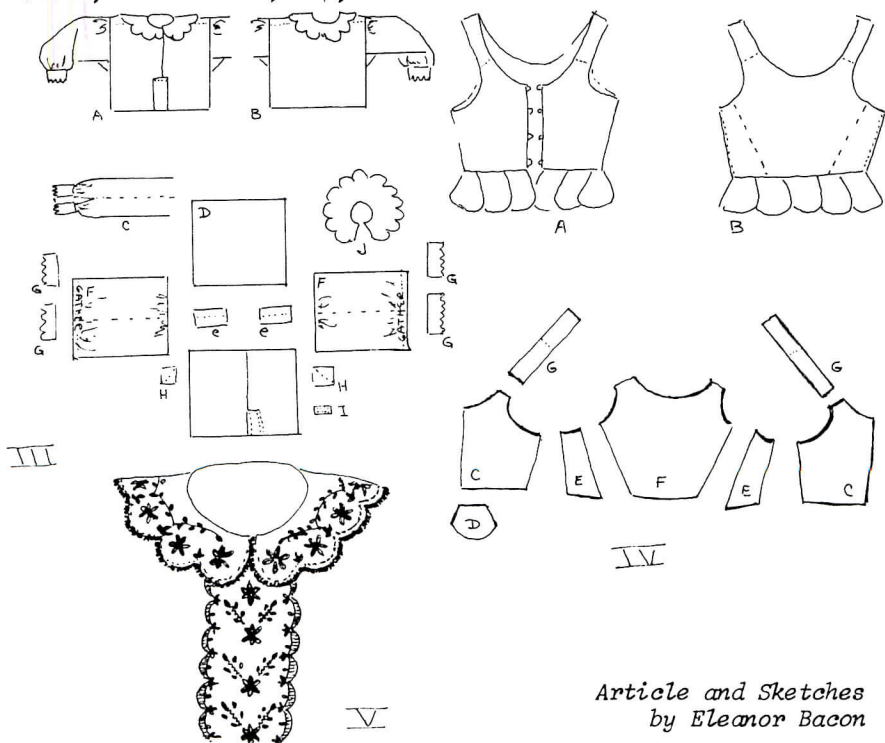
As an everyday work outfit, the male peasant wore a costume made entirely of homespun linen. It consisted of trousers tied with a string, a shirt, with a short upright collar, worn over the trousers and fastened with a leather belt. The shirt was tied at the neck with a red tape. The festive costume was made of a finer "city bought" linen. The white linen shirt was cut in a simple block style (ill. 1), consisting of the front and back piece (c), the sleeve (d), cuff (e), gussett (f) and collar (g). Later in the 18th century, the shirt body was cut in two pieces, joined with a shoulder yolk. The trousers (ill. 2) was basically just the leg pieces (c & e), and a crotch gussett (d), and were of dark blue linen. His short jacket was red and edged in black around the collar, sleeve and front edge.



In the beginning of the 19th century, the woman's work dress consisted of a linen shirt, and skirt, and the married women covered their heads with a scarf. Towards the end of the 19th century an apron was adopted, made from "factory made stuff" as was now the skirt. She now wore either boots or shoes and colored stockings, the boots being black with red lacings. The blouse was of a fine linen, embroidered in red on the collar or frill, the sleeve cuff, and down the center front. The blouse bodice front and back (d), sleeve (f), cuff (g), and shoulder "patches" (e), gussetts (h) and a small center front patch (i). Over the blouse she wore a woolen bodice of the color of her choice, if she was single; if she was married, a jacket. The bodice (ill. 4) had a front (c), back (f), side panel (e) and the shoulder straps (g), and the many tabs (d). The skirt was full and either trimmed with embroidery or colored ribbons, over which an apron was worn. She completed her costume with many necklaces of coral beads, which were favorite ornaments of the Sandomierz women.

In the illustration her blouse is white with red embroidery; the bodice is green wool, with red lacing; the skirt, dark red; the apron is white, edged with a dark green trim.

His shirt is white; pants a dark blue; jacket, red edged in black; boots black; cap, dark blue.



Article and Sketches
by Eleanor Bacon

CHRISTMAS ORNAMENTS

Long before the Christmas tree became part of the decoration in Poland during the Christmas season, handmade mobiles, called *Pajaki* or spiders, were hung at the ceiling in the Polish home. They are still used in some areas in addition to the Christmas tree. Their origin can be traced to the villager who got his inspiration from the chandeliers in church.

Stars were used in Poland more frequently than any other type of ornament. Christmas day in Poland is known as *Gwiazdka*, or the little star. Many designs of stars were made out of wooden chips and shavings and hung above the altar in church, while others were made of straw, or duck and/or goose feathers, glued together with candle wax.

Since the egg symbolizes the miracle of birth, egg shells, especially those of the duck or goose, were made into attractive ornaments. By adding a base, a spout and handle of stiff paper and border it with a folk art edging, the egg shell becomes the pitcher. A two handled pitcher becomes an urn and a half shell cut vertically becomes a flower pot for colored tissue paper flowers.

The *Świat* (meaning "world", because of its many sections and its spherical shape), although originally made with Christmas wafers made of dough, is made of construction paper or foil card board. The *świat* is made of three equal circles, cut as indicated below on the lines of each circle. Fold #1 in half and insert through center of #2. Open up #1. Fold #1 and #2 and insert through center of #3. Open and interlock into a ball as in Fig. #4.

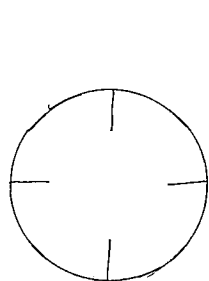


Fig 1

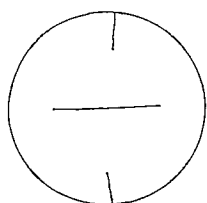


Fig 2.

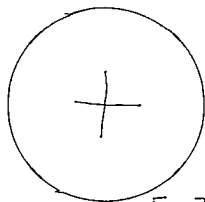
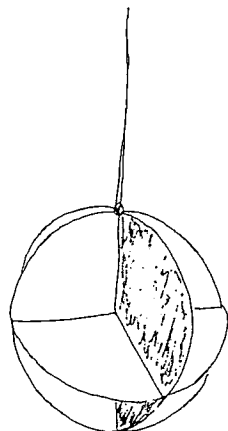


Fig 3.

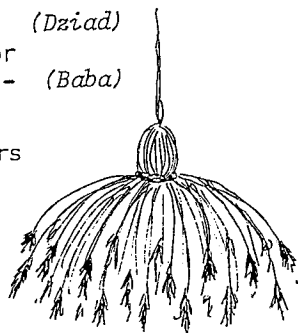


ŚWIAT Fig. #4
(WORLD)

—and more

Old Man - (Dziad)
or
Old Lady - (Baba)

Soak a bunch of wheat for several hours in water so that it will be pliable and will not crack or split when handled. Tie tightly at the end of the stalks with string. Place a large ball in the center, causing the bunch to flare out umbrella fashion. Allow it to dry completely before hanging so that it will retain the expanded shape.



Rooster-(Kogut)

Cut out two of each pattern #1 and #2. Use marking pencils or bits of colored paper to make designs on the rooster. Paste together. Cut on dotted lines to insert wing.





Fig. 2

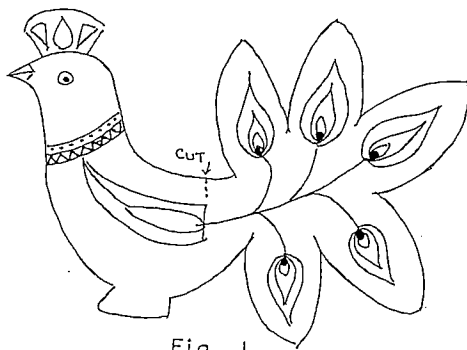


Fig. 1

(Grzyb)

Use red paper to cut out pattern #1. Decorate it with 20 white dots. Cut #2 from white paper and paste on indicated black line to form a tube. Fill the tube with cotton and allow a little to protrude at the top and bottom of the tube. Paste one end on the inside in the middle of #1.

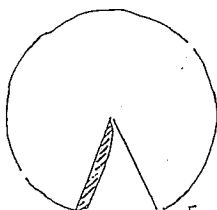


Fig. 1.


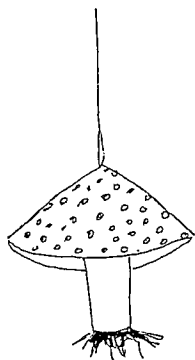


Fig. 2. GRZYB (MUSHROOM)

*Although these young dancers are entertaining spectators,
it is quite evident they are not really enjoying themselves.*



Polish Folk Dance

A POLISH CHRISTMAS



The Christmas feast is preceded by a period of fasting, during which only bread, fish and potatoes may be eaten. The dinner is one of the most important meals of the year, traditionally consisting of seven to nine courses, including ham, Polish sausage, ryebread, coffee cake, called *Babka*, and a liqueur made of hot Vodka (*Wódka*) and honey. Coffee is preferred to tea.

The main Christmas celebration in Poland takes place on Christmas Eve, when it is the custom in rural districts for the people to visit each other's houses, to admire the homemade decorations on the tree and the mobiles hanging throughout the house. Christmas wafers (*Opłatek*) were distributed among the guests, with the blessings of the head of the household.

Christmas Eve suppers include pickled herring, a soup with dumplings, cheese, mushrooms (a national favorite), pike cooked in various ways, baked sauerkraut with mushrooms, red cabbage, beets in orange sauce, and for dessert, cheese cakes, walnut tortes and tea cakes; also dried fruits and nuts.

POLISH COFFEE CAKE (*Babka*)

- | | |
|----------------------------------|-------------------------------|
| 1/4 pound butter | 1/2 cup seedless raisins |
| 1/2 cup sugar | 2 cups sifted flour |
| 1 teaspoon salt | 1/2 cup milk |
| 3 egg yolks, beaten | 3 tablespoons crushed |
| 1 cake or package of yeast | zwieback crumbs |
| 1/4 cup milk, scalded and cooled | 1 tablespoon cinnamon |
| 2 tablespoons grated lemon rind | 3 tablespoons chopped almonds |

Cream the butter, then add the sugar. Continue creaming until well blended. Add the salt and egg yolks and beat. Place the yeast in the 1/4 cup cooled milk and stir until dissolved. Add to the previous mixture. Add the lemon rind and raisins and stir well. Gradually add the flour and the 1/2 cup milk alternately, beating well after each addition. Turn out onto a lightly floured surface and knead the dough until it becomes elastic and does not stick to the fingers. Place it in a bowl, cover, and put in a warm place to rise for 1 hour. At the end of this time punch the dough down firmly, re-cover, and allow to rise for 2 hours longer.

Butter a 12 inch loaf pan and dust with the zwieback crumbs. Place the dough in pan, brush with a little milk, and sprinkle with the cinnamon and almonds. Bake in a 350° oven for 30 min.

(continued on page 34)



Dancers and musicians preparing for a festival in Poland



Holiday Inn

SAN JOSE-DOWNTOWN
282 ALMADEN AVENUE AT SAN CARLOS
SAN JOSE, CALIFORNIA 95113

LOGO

408/998-0400

San Jose's NEWEST HOTEL!
ACT ONE Restaurant
ENCORE LOUNGE
Banquet/Meeting Rooms
240 DE LUXE Sleeping Rooms
8 Beautiful Studio/Suites

Corner Almaden & West San Carlos
282 Almaden Avenue



Ualkommen!

To Best Western

AUDITORIUM TRAVEL INN

455 South Second Street
San Jose, California 95113
Phone: (408) 298-3500

Located in the heart of San
Jose. 2 blocks from the
Civic Auditorium.

SPECIAL RATES FOR THE
FOLK DANCE FEDERATION!!

Party Places

Please check your listing and report any changes
before the 1st of each month.

NORTH

ALAMO - 4th SAT, 8:30 PM, Alamo Women's Club, WALNUT WHIRLERS.

BERKELEY - 3rd FRI, 8 PM, John Hinkle Park, BERKELEY FOLK DANCERS.

FRESNO - 1st SAT, 8 PM, Danish Brhd Hall, SQUARE ROUNDERS.
1st FRI, 7:30 PM, Einstein Playground, SCOTTISH PARTY.
1st SUN, Potluck, Danish Brhd Hall, CENTRAL VALLEY FD.
Last MON, 8 PM, Einstein Playground, MONDAY-NITERS.

LODI - Last FRI, 8 PM, LeRoy Nichols School, KALICO KUTTERS.

MENLO PARK - Alt 1st SAT, 8 PM, Menlo Park Rec Ctr, PALOMANIANS.
4th SAT, 8 PM, Menlo Park Rec Ctr, MENLO PARK FD.

MILL VALLEY - 3rd SAT, 8:30 PM, Almonte Hall, HARDLY ABLES FDC.
4th SAT, 8:30 PM, Almonte Hall, STEP-TOGETHERS.

MTN VIEW - 1st SAT, 8:30 PM, Powell School, BARRONADERS.

OAKLAND - 4th WED, 8 PM, John Swett Sch, SWING 'N CIRCLE FD(Cpls)
4th FRI, 8 PM, Webster School, SEMINARY SWINGERS.
5th THUR, 8 PM, 1700 28th Ave., OAKLAND FOLK DANCERS.
5th SAT, 8 PM, Frick Jr HS, GEBFD COUNCIL.

NAPA - 3rd TUES, Kennedy Park, NAPA VALLEY FOLK DANCERS.

PALO ALTO - 3rd SAT, 8:30 PM, Lucie Stern Com Ctr, PALO ALTO FD.

PENINSULA FD COUNCIL - 5th SAT, Various locations announced.

PENNGROVE - 2nd SAT, 8 PM, Penngrove Clubhouse, PETALUMA INTL FD.

REDWOOD CITY - 2nd FRI, 8:30 PM, 1455 Madison, REDWOOD CITY FD.
4th SAT, 8:30 PM, Hoover Sch, DOCEY-DOE FOLKDANCERS.

RICHMOND - 1st SAT, 8 PM, Downer Jr Hi, RICHMOND-SAN PABLO FD.

SACRAMENTO - 1st SAT, 8 PM, Theodore Judah Sch, CIRCLE SQUARE.
Alt 1st SAT, 8 PM, 39th & McKinley, LEFT FOOTERS.
2nd SAT, 8 PM, Coloma Elem Sch, KALEIDOSCOPIES FDC.
Alternate with WHIRL-A-JIGS.
3rd SAT, 8 PM, Sierra Sch, PAIRS & SPARES.
4th FRI, 2912 Swift Way, FAMILY CIRCLE.
4th SAT, 8 PM, Theodore Judah Sch, TRIPLE S.

SALINAS - 5th TUES, 8 PM, Salinas HS, SALINAS SPINDRIFTERS.

SAN FRANCISCO - 1st SAT, 7:30 PM, Commodore Sloat School,
ROYAL SCOTTISH COUNTRY DANCE SOCIETY.

Party Places

(Continued)

SAN FRANCISCO - 2nd SAT, 8:30 PM, Genova Hall, CAYUGA TWIRLERS.
(Continued) 3rd FRI, 8:30 PM, Commodore Sloat Sch, CHANGS
3rd SAT, 9 PM, 603 Taraval, KOLO OF SAN FRANCISCO.
1st SAT, 8:30 PM, 321 Taraval, FUN CLUB.
Last TUES, 8 PM, Chenery & Elk, GLEN PARK FD.
Last THUR, 333 Eucalyptus, YMCA, GATESWINGERS.
5th WED, 8 PM, 50 Scott St., SF MERRY MIXERS.

SAN JOSE - 2nd SAT, 8 PM, Hoover Jr Hi, GAY NIGHTERS OF SAN JOSE.

SAN LEANDRO - 3rd SAT, 8 PM, Bancroft Jr Hi, CIRCLE UP CLUB.

SAN RAFAEL - 4th FRI, 8 PM, Carpenters' Hall, WHIRL-A-WAYS.

VALLEJO - 4th FRI, 8 PM, Vallejo Com Ctr, SUNNYSIDE FOLK DANCERS.

VINEBURG - 1st SAT, 8 PM, Schaal Hall, VALLEY OF THE MOON FD.
3rd SAT, 8 PM, Schaal Hall, SANTA ROSA FOLK DANCERS.
4th SAT, 8 PM, Schaal Hall, REDWOOD FOLK DANCERS.
5th SAT, VINEBURG FOLK DANCERS.

SOUTH

INGLEWOOD - 3rd SAT, 8 PM, Rogers Park Rec Ctr, MORE THE MERRIER.

LONG BEACH - Last TUES, 8 PM, The Hutch, Willow & Pine,
SILVERADO FOLK DANCERS.
Last THUR, 8 PM, Millikan Hi Girls' Gym, LONG
BEACH CO-OP.

LOS ANGELES - 5th THUR, 8 PM, Emerson Jr Hi Gym, WESTWOOD CO-OP.

OJAI - 1st SAT, 8 PM, Ojai Community Art Center.

SAN FERNANDO VALLEY - Last FRI, 8 PM, Canoga Park Elem School,
WEST VALLEY DANCERS.

SANTA BARBARA - Last SAT, Garfield School, SANTA BARBARA FDC.

WHITTIER - 5th SAT, 8 PM, W. Whittier Sch, WHITTIER CO-OP FD.

	<p>TO COMPLETE YOUR REFERENCE LIBRARY</p> <h2>WORLD BOOK</h2> <p>ENCYCLOPEDIA PROGRAM For Children or Adults</p> <p>Millie von Kinsky 11468 Dillon Way Dublin, California 94566</p>
<p>Phone: (415) 828-5976</p>	

II. AWAY AND TOGETHER WITH SLAP TURN PATTERN

- C 1-3 Repeat action of Fig 1, meas 1-3.
- 4 Moving across in front of ptr, M dance 1 slap-turn pattern, as W moves bkwd with 3 small flat steps.
- 5-7 Cpl turn CW (M fwd, W bkwd) with 3 flat step patterns (9 steps total).
- 8 M stamp RL, W-LR (cts 1,2) to finish M back to ctr, facing ptr; hold, adjusting wt to M-R, W-L (ct 3).
- 9-16 Repeat action of meas 1-8 (Fig 11).

INTERLUDE

- 1-4 Ptrs join both hands straight across. Balance bkwd away from ptr, arms extended fwd (meas 1); balance fwd twd ptr, arms extended sdwd (meas 2). Repeat balance bkwd and fwd (meas 3-4). NOTE: This is the same musical phrase as the Introduction.
- 92 meas Beg with Fig 1, repeat dance twice, including Interlude. The last time Fig 11 is done only once.

THE SONG

*Na wierzbowym listku słowik list pisze,
a gdy już napisać, przerwał wiatr cisze,
przerwał listek, przerwał, zaniósł go wiośnie,
potem przysiadł na sośnie.*

*I skinęła ręką i wnet wyszło słońce,
słowik strzepnął piórka i po łące
dana, dana poszła piosnka
od samego rana*


*Ksieżyc już się za jasną, czapka, chmur skłonił,
kiedy wiosna listek wzięła w swe dłonie,
przeoczytała słowa, w których był smutek,
żał słowika i nuty.*

THE SONG (English translation)

The Nightingale wrote a letter on a willow leaf,
When he finished it the wind interrupted the
silence,
The Nightingale cut off the leaf and carried it
to Spring
And then sat on a pine.

Spring waved her hand and the sun came out,
The Nightingale fluttered his feathers
And a song "dana, dana" burst forth in the
meadow
On that glorious morning.

The moon went down beyond the pale lining of the
Clouds
When Spring took the leaf in her hands
And read the words which contained
The sadness and sorrow of the Nightingale.



ADA'S KUJAWIAK NO. 1

(Poland)

Kujawiak (koo-HAY-vee-ahk) is a Polish couple dance which originated in the Kujawy region, the agricultural lowland, northwest of Warsaw. It became popular all over Poland, also, as a ballroom dance and is, therefore, one of Poland's five national dances (as opposed to numerous regional dances). It is a slow dance in 3/4 time, suggestive of the grain blowing gently in the fields. Its tunes are romantic, lyrical, and slightly sad, often in rubato tempo. Some melodies alternate between a slow tempo and a faster tempo. Kujawiak is done with simplicity and grace in a smooth, flowing style, in an erect posture with slightly bent knees. The M performs from time to time more elaborate steps than the W. Kujawiak has many steps and figures. Only a few have been chosen for this arrangement of Ada's Kujawiak No. 1 (AH-dahz koo-YAH-vee-ahk) which was introduced by Ada Dziewanowska at the 1974 Folk Dance Camp in Stockton, California. Original dance notes were prepared with the assistance of Conny Taylor.

MUSIC: Record: LP Muza XL 0203 "Pozegnanie Ojczyzny" (Farewell to My Country),
Side A, Band 3 "Na wierzbowym listku" (On a Willow Leaf).

FORMATION: Cpls around the room, M and W face each other, M back to ctr of circle, fists or knuckles on own hips slightly fwd, elbows also fwd.

Basic Step: Keep knees slightly bent throughout this step. Step on L (R) (ct 1); slightly smaller step on ball of R (L) (ct 2); small step on ball of L (R) near other ft (ct 3). Repeat same pattern with opp ftwork. This is a type of waltz step with the first step longer than the other two.

Heel-Step-Step: Step fwd on L heel, knee almost straight (ct 1); step fwd on R (ct 2); step fwd on L (ct 3). The first step is longer than the other two. Repeat same pattern in the next meas with opp ftwork.

M Slap-Turn Pattern: Step fwd on R (ct 1); pivot CW on R ft during the remainder of the meas (cts 2, 3). Meanwhile raise L knee (ct 2) and with a wide movement slap the top (NOT side) of L thigh twice with L hand (cts 2, 3).

Flat Steps: (3 per meas) Flat walking steps in even rhythm done with bent knees.

MUSIC 3/4

PATTERN

Measures

INTRODUCTION

1-4 M invite W to dance; ptrs face each other and join inside hands with free hands held out to sides.

1. AWAY AND TOGETHER, MOVE LOD, CPL TURN

A 1-3 Starting with outside ft, move fwd in LOD with 3 basic steps turning to open away from ptr (meas 1), face ptr (meas 2), open away (meas 3). The extended outside arms do not do any special movements, but move naturally as the body turns.

4 With 1 basic step, M lead W from his R side across in front of him to finish in shldr-shldr blade pos facing ptr, M facing LOD.

5-7 Move in LOD with 3 basic steps (M-fwd, W-bkwd). On last ct & rise slightly on balls of ft in preparation for the dip in meas 8.

8 Both do a slow dip bending knees and pointing them to the L (ct 1); then recover by straightening knees (cts 2, 3).

9-11 Still in shldr-shldr blade pos, both beg L ft, turn CW around each other with 3 heel-step-step patterns.

12 Stamp twice, RL (cts 1, 2), hold, as ptrs turn L hips adjacent (ct 3).

13-15 Repeat action of meas 9-11 reversing ftwork and direction.

16 Stamp twice as ptrs resume starting pos of Fig 1.

B 17-32 Repeat action of meas 1-16. On last meas finish facing ptr in open pos with outside fist on own hip, M back to ctr of circle.

5-8 Hopping on L, dance 3 Heel-Toe steps making 1 turn CW on the spot.
End facing front and stamp R beside L taking wt (meas 8, ct 1); hold (ct 2).

9-16 Repeat action of meas 1-8 (Fig III) but with opp ftwk and direction.

IV. HEEL-TOE AND RUN (Facing front)

1 Hopping on L, dance 1 Heel-Toe step.

2 Run 3 steps fwd beg R (cts 1,&,2).

3-4 Repeat action of meas 1-2 (Fig IV) but with opp ftwk and move bkwd to place on the 3 runs.

5-16 Repeat action of meas 1-4 (Fig IV) three more times.

V. TACONAZO (Facing front)

1-16 Beg with leap onto R, dance 16 Taconazo steps. M dance in place. W dance 8 steps in place, travel fwd on next 4, and turn 1/2 CCW to face ptr on last 4 steps.

VI. SQUARES

1-8 Ftwk is same as for Fig IV but always move fwd on the 3 running steps. Ptrs will each describe a square as they move around each other. On start of pattern turn 1/4 CW to put L shldr twd ptr. Dance 4 Heel-Toe and Run patterns (beg R) and make 1/4 turn L (CCW) on the third running step each time. This will complete one square.

9-16 Repeat action of meas 1-8 (Fig VI). On last pattern end in orig pos, facing front, to start repeat of dance.

~~Repeat dance exactly from Fig II through Fig VI, meas 1-2.~~

FINALE: Fig VI, meas 13-16:

Meas 13-14: Move diag across own square with Heel-Toe and Run pattern to resume orig side-by-side pos facing front.

Meas 15: Dance 1 Heel-Toe in place as M puts R arm around W waist. L hands are joined and W R holds skirt.

Meas 16: Stamp L, R (cts 1,2) and pose.



LA ADELITA

(Mexico)

La Adelita (Lah Ah-deh-LEE-tah) is a couple dance from northern Mexico. It was presented by Nelda Drury at the 1974 University of the Pacific Folk Dance Camp.

MUSIC: Record: Peerless 45/3248A. 2/4 meter.

FORMATION: Ptrs side-by-side, W to R of M. No formal arrangement of cpls but all face front (a designated wall). M hooks thumbs in belt front; W holds skirt out to sides.

STEPS: Side-Close (takes 1 full ct): To move to R, step sdwd R on R (ct 1); close L to R, taking wt (ct &). To move to L, use opp direction and ftwk.

Heel-Toe (1 to a meas): Hopping on L, place R heel fwd (ct 1); hopping on L, place R toe in back (ct 2). Step may be done hopping on the R and doing the heel-toe with the L ft.

Heel-Toe (Variation) (1 to a meas): Action is the same as in Heel-Toe step but place R heel out to R side (ct 1); and R toe across in front of L (ct 2). Turn head and shldrs to look to the R during the heel-toe. Step may be done hopping on the R and doing the heel-toe with the L ft.

Taconazo (Tah-coh-NAH-zoh) (1 to a meas): This is a northern zapateado (sah-pah-tay-AH-doh) step. Leap onto R in place (ct 1); step on L heel beside R (ct &); step on R in place (ct 2); strike L heel in place, no wt (ct &). Wt stays predominantly over R leg, with R knee bent. Repeat of step would start with a leap onto L ft.

STYLING: Movement of skirts: Hold skirt comfortably out to sides during Figs I and V. During the Heel-Toe steps, on the "heel" the skirt is wide to the sides and on the "toe" the hands (still holding skirt) are brought twd each other. Arms remain gently rounded. On the action that follows start to return the skirt to orig pos. Dance is light-hearted, ~~done with spirit. Ftwk is same for both M and W.~~

MUSIC 2/4

PATTERN

Measures

3 notes &

10 meas

INTRODUCTION

I. STAMP AND SIDE-CLOSE (Facing front)

1-2 Stamp R ft in place (ct 1); do 2 Side-Close steps to R (2 cts); step sdwd R on R (meas 2, ct 2).

3-4 Repeat action of meas 1-2 but with opp ftwk and direction.

5-16 Repeat action of meas 1-4 three more times. On last step (L) turn 1/4 to face ptr.

II. HEEL-TOE AND SIDE-CLOSE (Facing ptr)

1 Hopping on L, dance 1 Heel-Toe (Variation) step.

2 Do 1 Side-Close step to R (cts 1,&); step sdwd R on R (ct 2).

3-4 Repeat action of meas 1-2 (Fig II) but with opp ftwk and direction.


5-16 Repeat action of meas 1-4 (Fig II) three more times. On last step (L) turn 1/4 to face front.

III. HEEL-TOE, STAMP, AND TURN (Facing front)

1 Hopping on L, dance 1 Heel-Toe step.

2 Stamp R beside L, no wt (ct 1); hold (ct 2).

3-4 Repeat action of meas 1-2 (Fig III).



Complete Dinner Menu
Continental Cuisine

Most
Major
Credit
Cards
Honored

Swiss Family Affair

545 South 2nd San Jose 289-1960

HANDCRAFT FROM EUROPE

BRAIDS BUTTONS BOOKS LINENS CANVAS

Open Every Day—Discount To Folk Dancers

777, 1201 and 1210 Bridgeway
 SAUSALITO, CALIF. 94965

Your Letters...

Dear Vi:

It's just great to be back (dance-wise, too) in California, even if it's not the Bay area.

We are two blocks from the ocean! We have a magnificent view - - also close (5 min.) to the beautiful campus of the University of California at San Diego.

Although the club we have been connected with (in Michigan) have an interest in folk dance, there seems to be quite a difference, especially in research costumes and building up back-ground.

Bill & LaDonna Rowe
 12964 Caminito del Pasaje
 Del Mar, California 92014

STARI ŠOTIŠ

(Slovenija)

Variants of this couple dance (STAH-ree shoh-TEESH), under a number of names are found throughout Slovenia and northwestern Croatia, as well as Slovenian communities in the United States and Canada. North American folk dancers have already been introduced to one variant, *Pok Šotiš* or *Clap and Turn*. Dick Crum notated the version described here from the dancing of Mr. and Mrs. Peter Kurnick, in San Francisco, 1958. Mr. Kurnick was, throughout his long, active life, famous as a fine Slovenian dancer, and was also prominent in San Francisco and national Slovene-American activities. Dick Crum presented this dance at the 1974 University of the Pacific Folk Dance Camp.

MUSIC: Record: 33-EP-SD 601-1, "Slovenian Old Time Dances", Side 1, Band 1, "Stari Šotiš".
(This is a "nostalgia" re-issue of a recording made by the Hojer Trio of Cleveland, Ohio in the 1920s) 2/4 meter.

FORMATION: No formal formation. Ftwk described for M, W does opp except during meas 5-16, Fig 1.

STEPS: Trpljan (TER-pull-yahn) (2 low step-hops per meas) M beg L. There is a decided vertical feeling to the steps and, although they are done without covering much floor space, a good momentum of swing can be developed during the turns. Ptrs face each other squarely, M L hand holds W R hand at his waist, halfway between hip and small of back. M R hand at ctr of W back, her L hand on M R shldr (as in closed pos).

Slovenian Polka: Step L (ct 1); close R to L (ct &); step L with a dip (bend knees) (ct 2); hold (ct &). May be done in any direction. Note that there is no "hop" in the step. May be done in closed pos or in the pos described above for "trpljan".

STYLE: Steps are small and controlled, not much floor space is needed, but the dance moves quickly, is sprightly and playful.

MUSIC 2/4

PATTERN

Measures

No Introductory music on record. For comfortable dancing begin with meas 2 (stamps).

I. URNS, CLAPS, CHANGE PLACES

Ptrs facing each other, hands not joined.

- A 1 With 2 step-hops ptrs make one full turn away from each other; M beg L and turn L.
2 Stamp in place L,R,L (cts 1,&,2).
3. Clap own hands in back (ct 1); clap own hands in front (ct 2).
Note: As a variation 4 claps may be done; i.e., back-front-back-front (cts 1,&,2,&)
4 Clap ptrs hands (R claps L) 3 times (cts 1,&,2).
5 Ptrs exchange places with 2 step-hops (same ftwk for both), R, L. Pass L shldr and make 1/2 turn R (CW) into ptr pos.
6 Stamp in place R,L,R (cts 1,&,2).
7-8 Repeat action of meas 3-4 (claps).
9-12 Repeat action of meas 5-8, returning to orig pos.
13-16 Repeat action of meas 5-8, again changing places.

Note: As a variation, master of ceremonies may call out "change partners" during meas 13-16 occasionally. Best to have orig ptrs together for final sequence if a change is called.

II. TRPLJAN OR POLKA

- B 1-16 32 Trpljan steps or 16 Slovenian Polka steps.
Dance repeats 4 more times.

RANCHERA (continued)

VII. TRAVELING FLIRTING WALTZ

- 1-8 Repeat action of Part VI moving freely about the room. On change eight adjust to face "front" wall in open pos W to R of M.

VIII. FWD & BACK

- 1-14 Repeat action of Fig. 1 except for last two meas.
15-16 Turn L away from ptr four steps (cts 1,2,3,1) clap and bow.



RANCHERA

(Uruguay)

Ranchera has been danced at all Uruguayan festivities since about 1850. Its lively tune has made it a most popular dance -- sometimes called the "chaircleaner" because during the dance all chairs are left empty. It is also danced in southern Brazil where they have added their own characteristics. It was learned by Nelda Drury from Laura Zanzi de Chavarria of Uruguay. It was presented by Nelda at the 1974 University of the Pacific Folk Dance Camp.

MUSIC: Record: Folk Dancer MH 45-1131A

FORMATION: Cpls scattered informally around the room, side-by-side, W to R of M. Both face one wall designated "front", and begin dance facing that wall with inside hands joined. Outside hands are relaxed at sides.

STEPS: Waltz step.* Use long gliding steps, directions are for M, W use opp footwork.

*Described in Volume A-1 of Folk Dances from Near and Far, published by the Folk Dance Federation of California, Inc., 1095 Market St., Rm. 213, San Francisco, CA 94103.

MUSIC 3/4

PATTERN

Measures

3 notes INTRODUCTION

I. FWD & BACK

1-2 Start with outside feet, M L, W R; dance two waltz steps fwd turning in twd ptr to face opp direction and changing hands on last two cts.

3-4 Repeat in opp direction, turning only enough to face ptr.

5 Balance to L (step side L, step R behind L, step L in place) moving joined hands fwd.

6 Repeat action of meas 5 to R starting on R moving joined hands back.

7-8 Turn L away from ptr with four steps (cts 1,2,3,1) clap hands on meas 8, ct 2.

9-16 Repeat action of meas 1 to 8.

II. SQUARE

1-4 In closed pos, with heads close together, dance fwd two waltz steps; then with two more waltz steps turn CW 3/4 to face L wall.

5-16 Repeat action of meas 1-4 three more times, on last turn M roll CW across to W R to end facing "back" wall in open pos.

III. FWD & BACK TO BACK WALL

1-16 Repeat action of Fig. 1 with W to L of M facing "back" wall.

IV. WALTZ

1-16 In closed pos waltz free style around the floor.

V. CHANGE PLACES

1-8 With W R hand in M L change places with one waltz step, W turning R under joined hands. Then do one waltz in place leaning or pulling away from each other. Repeat three more times.

VI. FLIRTING WALTZ

1-8 Do one waltz step to change places, assume varsouvienne pos on ct 1, ending with W to R of M. Look at each other over W shldr. Alternate from side to side for a total of 8 changes. Stay in one place on floor.

Announcements

A NEW EDITOR FOR LET'S DANCE MAGAZINE is urgently needed. Please refer to our pleas on pages 35 and 36.

1975 COSTUME CALENDARS are now available. They are beautiful! Purchase them for Christmas gifts for your friends, and be sure you buy one for yourself. Contact the Federation Office or your local Publications Representative. Price - \$1.25.

SPECIAL SALE of back issues of the Federation's Costume Calendars from 1965 through 1974 - 75¢ each. Complete your costume reference material by including the illustrations in your files.

$$\begin{array}{r} .75 \\ \times 8 \\ \hline 6.00 \end{array}$$

BEGINNERS' FESTIVAL - April 6, in San Leandro, at the Bancroft Junior High School. All teachers of beginner folk dance classes are asked to send a list of dances you are teaching, or will teach your beginners, so the Festival can be a success. Please send your list, by December 15, if possible, to Dolly Barnes, 38858 Le Count Way, Fremont, CA 94536. Anyone who can assist in any manner is asked to please drop a line to Dolly. If you have members of your group who would like to MC, help with sound, etc., please also include this information. How about an exhibition from your group (or a demonstration)?

SWEETHEART FESTIVAL in Napa, sponsored by Napa Valley Folk Dancers and the Napa Recreation Department, under the leadership of June Schaal, will be held on Sunday, February 2, 1975, from 1:30 to 5:30 pm, at the Napa Town & Country Fair Grounds. Please correct your 1975 Calendar. The date as shown (February 9) is incorrect.

INTERNATIONAL FOLKLORE CAMP in Mexico is sponsoring a HOLIDAY from December 29, 1974, to January 4, 1975. Write Manuel Gomez, Jr., 219 Rolling Green, San Antonio, Texas 78228.

SAN JOSE FESTIVAL - January 18-19, 1975. The theme will be a "Saga of the North". Plan to attend! There will be an Institute on Saturday, A Balkan Hour, Exhibitions and an Afterparty, along with General Folk Dancing Saturday evening and Sunday afternoon.

The BASIC MOVEMENTS of Square Dancing

This is a standard list of square dance calls for Folk Dancers. Folk Dancers are encouraged to learn all the calls so that they can do squares at festivals. Walk-thrus at Festivals will be limited because the dancers should know all the calls on the list. Callers should, of course, walk-thru any calls which are used but are not on the list.

- | | |
|-------------------------------------------------------------|---------------------------------------------|
| 1. Honors | 34. Box the Flea |
| 2. Circle Left (Right) | 35. Turn Back (U Turn Back) |
| 3. Balance | 36. Allemande Thru |
| 4. Swing | 37. Shoot that Star |
| 5. Forward and Back | 38. Rollaway with a Half Sashay (Whirlaway) |
| 6. Do Sa Do | 39. Alamo Style |
| 7. See Saw | 40. Square Thru |
| 8. Pass Thru | 41. Star Thru |
| 9. Couple Promenade | 42. Eight Chain Thru |
| 10. Single File Promenade | 43. Do Paso |
| 11. Half Promenade | 44. Roll Back |
| 12. Right and Left Grand | 45. Turn Thru |
| 13. Weave the Ring | 46. Split the Ring |
| 14. Arm Turns | |
| 15. Separate Around One (Two) | |
| 16. Allemande Left (Right) | |
| 17. Bend the Line | |
| 18. Lead to Right and Circle to a Line | |
| 19. Courtesy Turn | |
| 20. Ladies Chain (Four Ladies Chain) Ladies Chain 3/4) | |
| 21. Right and Left Thru | |
| 22. Right Hand Star (Left) | |
| 23. Ladies to Center and Back to the Bar | |
| 24. Star Promenade | |
| 25. Hub Back Out and Rim Fly In (Inside Out and Outside In) | |
| 26. Grand Square | |
| 27. California Twirl (Frontier Twirl) | |
| 28. Dive Thru | |
| 29. Around One to a Line (Two) | |
| 30. Cross Trail | |
| 31. Wheel Around | |
| 32. Backtrack | |
| 33. Box the Gnat | |

For a definition of each of the above calls, see THE BASIC MOVEMENTS OF SQUARE DANCING and THE EXTENDED BASIC MOVEMENTS OF SQUARE DANCING published by The Sets in Order-American Square Dance Society, 462 North Robertson Blvd., Los Angeles, California 90048. These excellent booklets are available at your record dealers at nominal cost.

The Dance Research Committee



IN REVIEW...

Annual Folk Dance Festival

OCTOBER, 19 & 20 — 1974

SPONSORED BY THE FRESNO FOLK DANCE COUNCIL, INC.



Officers of the northern section of the Folk Dance Federation of California, Inc., who attended the festival, from L to R: Ernest Drescher, President; Ray Olson, Vice President; Genevieve Pereira, Recording Secretary; Bruce Wyckoff, Director of Publications; Bob Hardenbrook, Director of Publicity. Those officers unable to attend, and not in the picture - - Ruth Melville, Director of Extension, and Earl Wilson, Treasurer.

Photographer, Jim Kearns - President of Fresno Council



COUNCIL LIPS

GREATER EAST BAY FOLK DANCE COUNCIL

The EAST BAY WOMEN'S DANCE CIRCLE is going to "hang one on" at an Old Fashioned Christmas Party to be held on December 12th at the Leona Lodge. GWEN HEISLER is Chairman, assisted by her elves, better known as the Executive Board. This will terminate the dancing for the year 1974. The DANCE CIRCLE will resume dancing on January 9, 1975, under the direction of MILLIE von KONSKY and GWEN HEISLER, her assistant. Merry Christmas will be celebrated by most of the clubs, I'm sure, but no one else told me about theirs.

TAKE NOTICE - - The New Year's Party planned by your Council will take place at the Ballroom of the Oakland Auditorium. The address of the Oakland Auditorium is 10th & Fallon, in Oakland, and the ballroom is just above the theater. It has a nice hardwood floor. The time will be from 9 pm to 1:00 am -- Mid-night buffet, party favors and your favorite program as originally listed. The price is \$5.00 per person; tickets will be available from your club representative and Phyllis Olson, your Council President. This is a party you can't afford to miss.

BERKELEY FOLK DANCERS announce that January 7th will be graduation night for the New Beginners Class. Their total club membership stands at 269. This includes four classes given each night of the week; on Fridays is fun night. The October Bulletin published a profile of each of the candidates for 1975 officers and the "Inaugural Ball" is planned for Saturday, January 11, tentatively set for the El Cerrito Community Center.

Genevieve Pereira, 1811 Cornell Drive, Alameda, CA 94501

THE PENINSULA COUNCIL OF FOLK DANCE CLUBS

Peninsula Council teachers, representing eight clubs, met in the short space of time between Folk Dance Camp and resumption of fall schedules to evaluate last year's teaching goals and to coordinate their teaching efforts for the coming year. It is hoped that a planned program of new and review dances among the clubs will foster sociability among all clubs in the area, as well as better participation in festivals in other areas.

JO BUTTITTA's TWIRLERS presented a suite of Italian dances for the United Nations Festival at the Santa Clara County Fairgrounds. Jo's troupe is becoming a frequent and popular attraction on Channel 20, also.

PALO ALTO FOLK DANCERS and DOCEY DOE FOLK DANCERS, led by ROY and MIMI TORBURN, danced for patients at the Palo Alto Veterans' Hospital recently. In addition to performing for the patients, numerous dances were included in which the patients could participate. This is becoming an annual event, to which both patients and folk dancers look forward.

Trolls, in various shapes and sizes, are continuing to prepare for your enjoyment during the January SAGA OF THE NORTH

Festival in San Jose. Saturday events include an Institute, Balkan Hour, and General Dancing at the Civic Auditorium, followed by an after-party at the San Jose State Women's Gym, the latter featuring live music. On Sunday, General Dancing will follow the Federation Assembly Meeting. We hope to set a proper Scandinavian atmosphere for your dancing pleasure, but have not planned for arctic weather.

Dorothy Herney, 2034 Johnston Ave., #3, San Jose, CA 95125

SAN FRANCISCO COUNCIL OF FOLK DANCE GROUPS

IN MEMORIAM - SONG CHANG, (former) pioneer folk dance teacher and founder of CHANGS INTERNATIONAL FOLKDANCE CLUB, passed away on October 6, 1974, at Monterey, California, at the age of 83. He was a native of Kona, Hawaii.

The FUN CLUB hosted a pot luck/picnic on Sunday, October 13, at Huddart Park, in San Mateo County, from 11:30 am to 6:00 pm. There were nearly 40 people on board, who enjoyed the barbeque and afternoon of dancing and nice warm weather. Everyone had a good time, and those who were not present really missed a fun-filled day! In fact, everything turned out so well, the FUN CLUB is contemplating making it an annual event -- so looksee for news on same next year - around October time.

The next party will be held on Saturday, December 7, at Port-alhurst Church, 321 Taraval St. at 8:15 pm. The theme will be "Polish Christmas" and ED KREMERS, president of S.F. Folk Dance Council, will be guest caller. Delicious refreshments! \$1.50.

CHANGS INTERNATIONAL FOLK DANCERS: Advanced class teaching nights for December are as follows: Dec. 6, 10:00 to 11:00 pm - review of two round dances entitled *Josephine* and *Madonna* - instructor, BEE DRESCHER. Dec. 13, 10:00 to 11:00 pm - review of *Somewhere My Love*.

The annual big Christmas party will be held on Dec. 20, from 9:00 pm to 12:00 midnight. Further details will be announced on Fridays as plans develop.

The WOMEN'S RECREATIONAL ARTS GROUP, under the Recreation & Park Dept., formerly known as the WRAGS, is now known as the MELODY STEPPERS. They will hold their annual Christmas luncheon/folk dance, at the Jack Tar Hotel on Wednesday, Dec. 18, at 12:00 noon. (For members and their invited guests only).

GATESWINGERS will host their annual gala New Year's Eve party on Tuesday, December 31 (of course), 9:00 pm at the Stonestown YMCA, 333 Eucalyptus Drive. This is GATESWINGERS' feature event of the year, and they invite all folk dancers to join in the celebration! Everyone is requested to bring a dish of goodies (if possible) plus there will be a nominal charge. The traditional pot luck supper will take place shortly after midnight, following the dancing! Noisemakers will be furnished. (For additional information, call Ed, at 775-3434).

Cathy Jair, 522 Hyde St., Suite #12, San Francisco CA 94109

ECHOES

FROM THE

SOUTHLAND

By Perle Bleadon

ORANGE COUNTY FOLKDANCERS

The ORANGE COUNTY FOLKDANCERS' New Year's party will take place December 31, Tuesday, from 8:00 pm until 1:00 am. The reservations are available by calling 714-546-3599; \$5.00 before deadline of December 20 -- at the door - \$7.00. Mail your checks to: KRISCHAK, 8436 Springhurst Avenue, Huntington Beach, 92647. The party will be held in Hillcrest Park Clubhouse, junction of Harbor and Brea Blvds., in Fullerton. There is to be gourmet food - live music - and a wooden floor!!

The ORANGE COUNTY FOLKDANCERS meet every Friday from 8:30 until 11:30 pm at Santa Ana College Dance Studio, Bristol & 17th.

SAN DIEGO AREA NEWS

Our Globetrotters, AUDREE and WALTER REYNOLDS, are traveling leisurely to New England to see friends and foliage; BILL and TERESA ANDERSON are vacationing in Hawaii. Guess who has been folk dancing recently, in cafes in Paris, Florence and Rome --- DAN PONAK!!! He had a good time but is happier than ever to be back with our own dancing group here. BARBARA NOWAK is in Texas and plans a several months' stay there. ED EDISON may be heading for Australia in January. SALLY SKIMSON is back from Cuba after a short stay with her husband, who is in the Navy.

Welcome to San Diego -- from Escondido -- IRENE BYERS. Glad to see you dancing with us again, and welcome to JOHN and DORIS OLDAKER. They arrived here from Illinois; discovered the folk dance scene and liked what they saw.

Condolences are extended to JOAQUIN SANTALO and his family upon the loss of his mother.

The FOLKLAENDERS' WINZER FESTIVAL, in Chula Vista, was a fun time for all, and it was a pleasure to see our dancing friends, out of town quests and visitors again. The Saturday afternoon institute was well attended; the Sunday afternoon dances and exhibitions were delightful and the colorful costumes, eye-filling. Thank you, "POLKA DOTS" for your live music and costumes.

Friends of LA DONNA LARSON ROWE were happy to see her at the festival. LA DONNA, and her husband, BILL, and son, MICHAEL, have moved to Del Mar, from Monroe, Michigan. She helped to form the CYGANY DANCERS and is an original member of that group. She also danced with Madelynnne Greene's International Dance Theatre.

YETTA EDELSTEIN has been dancing many years with the San Diego area dance groups and has enjoyed every minute of it. Last year she was asked to teach folk dancing to a group of senior citizens, as a part of a senior citizens' program. The Colina Folk Dancers, as they are called, (picture on next page)

presented a program at the Southern California Exposition at Del Mar, and received a citation for services. They are in demand to entertain all over San Diego. They celebrated their first anniversary on July 7, 1974, and hope for more to come.

In March, of 1974, another program was started in the Ocean Beach area. It is in its 8th month and doing very well.

(Courtesy of Echo Newsletter)



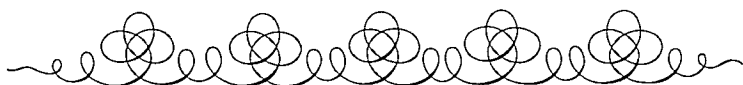
Photo by Frances Harvey

(Excerpts from FEDERATION IN FORCUS (from FOLK DANCE SCENE - Paul Pritchard, Editor) - -

The Archives Committee, a new one, is to be headed by Elsie Dunin, and this is something we sorely need. With over 27 years behind it, the Federation is not only of age, but has matured, and in so doing, has accumulated much material. It is time we have an assessment of what exactly we do have in folk dance records, books, notes, costumes and literature relating to all of these, and what is its value, intrinsic or otherwise. Somehow, this information must be organized and, because of the diversity, we almost need a Smithsonian librarian to unravel and coordinate it. Personally, we can think of no one better qualified to chair this committee than Elsie.

The other new committee is the Youth Coordinating Committee, chaired by RENA NADLER. For some time now it has been apparent that the Federation is in need of a transfusion of young blood. Between the coffee houses and the exhibition groups, the Federation clubs have been by-passed in a short cut to "there". Rena is well aware of the problems and hopes to be able to relate with these young people, as well as with the college folk dance groups, on a basis of equality. It should work, really,

because, if you check back to the spring of 1946, you will find that the average age of the members of the four groups which planned the Federation's (then) southern section was in the low 20s. Rena can use your support and help.



(continued from page 8)

ROAST LOIN OF PORK WITH APPLESAUCE GLAZE (*Pieczony Schab*)

A 5 to 5-1/2 lb. pork loin in one piece, with the backbone sawed thru lengthwise but left attached and tied to the loin in 4 or 5 places with kitchen cord.	1 teaspoon salt Freshly ground black pepper 8 whole cloves 1 cup thick applesauce (Serves 6 to 8)
-------------------------------------------------------------------------------------------------------------------------------------------------------------	---------------------------------------------------------------------------------------------------------------

Preheat oven to 350°. Rub the pork line on all sides with the salt and a liberal grinding of pepper. Stud the loin with the cloves, spacing them as evenly as possible.

Place the pork loin fat side up in a shallow roasting pan. Insert the tip of a meat thermometer horizontally at least 2" into one side of the loin. Roast the loin undisturbed in the middle of the oven for 1 hour. Remove the pan from the oven, and with a spatula spread the applesauce evenly over the top of the loin. Roast for about 30 minutes longer, or until the applesauce has become a golden brown glaze and the meat thermometer indicates a temperature of 165°.

Transfer the roast pork to a heated platter and let it rest for about 10 minutes for easier carving. Traditionally, the roast pork is accompanied by pickled plums and sauerkraut-and-apple salad.

HOT VODKA WITH HONEY (*Krupnik*)

1 cup honey	Dash of cinnamon or stick cinnamon
1 cup water	
A few Cloves	1/4 teas. ground nutmeg
2" piece vanilla bean	Lemon rind
or 1 teas. vanilla	2 cups vodka or pure alcohol

Bring honey and water, combined with vanilla, spices and lemon rind, to a boil. Allow to boil again. Remove from heat; cover and set aside for at least 20 minutes to steep. Add Vodka or alcohol; heat and serve piping hot.

Editor's Viewpoint

Can you imagine a magazine existing without an Editor? I can not! But we are going to hold on until we find a new editor.

LET'S DANCE has been the official publication of the Folk Dance Federation of California, Inc., since 1945. It started as a mimeographed bulletin and has increased in size to a 40-page commercially printed magazine. It represents the Federation and is the expression of the folk dancers.

As most of you are aware, I had been the editor of LET'S DANCE from 1958 to 1973. Fifteen years is a long time. I needed a rest and wanted to retire from my position as an executive secretary for a well-known company, and at the same time relinquish my "hobby" as editor of LET'S DANCE, so I could enjoy my life with my husband, Walt, among the vineyards in the Napa Mountains.

I was hopeful that with a new editor, someone with new ideas and more talent than I, LET'S DANCE would be valuable to more readers than it reaches now, allowing more subscribers to learn about the folk dance activity in California along with the vast amount of costume information that comes from our Costume Research Committee, headed by Eleanor Bacon, and our dance material coming from the Dance Research Committee, coordinated by Dorothy Tamburini.

When Leslie Pryne applied for the position I thought our problems were solved. She had the talent, experience and new ideas that I had hoped for. Unfortunately, she has problems, too, and her term of office lasted only two years.

Now we need a new editor, who is willing to dedicate himself or herself with the help of other talented and dedicated people in the Federation, to carry on the responsibility of promoting the folk dance activity in California by being the next editor of LET'S DANCE. Any volunteers?

Please contact me soon, so I can go back to enjoying my retirement!

In the meantime, send all material you would like printed in LET'S DANCE directly to me at 4039 Mt. Veeder Road, Napa, California 94558. The deadline for announcements, pictures, ads and articles is the first of each month prior to the subject month.

Vi Dexheimer
Editor, Pro tem



Federation Information

WE NEED A NEW EDITOR!!

As you read in the November issue, our Editor, Leslie Pryne, now has a full time job which does not allow her to continue as LET'S DANCE editor. She had intended to continue with the completion of both the November and December issues but had to beg off because of extra work.

Not having anywhere to go for assistance, or anyone to call on for help the Federation was faced with an absolute catastrophe.

Our former editor, Vi Dexheimer, volunteered to help us with the December issue and has already put in much time to meet the deadline.

In behalf of the Federation, we join in extending our most sincere thanks and heartfelt appreciation to Vi for her undying loyalty and super-extra efforts in this and many other emergencies.

We are presently looking for an editor and invite anyone interested to contact Vi at the office on Tuesdays, 431-8717, or her home (707) 226-2645, or Ernest Drescher, 585-7344.

Please pass this information on to someone who you think may be interested.

Ernie Drescher, President,
Folk Dance Federation
of California, Inc.



For a Sure-Fire Xmas Gift ...

GIVE A SUBSCRIPTION TO
LET'S DANCE MAGAZINE

PUBLICATIONS

NEW PRICE LIST - - -
EFFECTIVE IMMEDIATELY!!!

"WHERE TO FOLK DANCE IN THE WEST" DIRECTORY

Includes class and party information for folk dancing in Alaska, Arizona, California, Canada, Colorado, Hawaii, Idaho, Montana, Nevada, New Mexico, Oregon, Utah, Washington, Wyoming; also a list of Folk Dance Camps \$1.25

COSTUME CALENDARS

Invaluable costume information. Back issues available from 1965. \$1.25

DECALS

Official Folk Dance Federation of California Insignia. May be used as automobile or binder stickers. .50

FEDERATION DIRECTORY

Names and addresses of Federation officers, committee chairmen, clubs, classes in northern California, party places, associate members, exhibition groups, square dance callers and publications \$1.00

FESTIVAL PROCEDURE MANUAL

Detailed instructions on how to plan and produce a festival or a folk dance event. \$1.25

FOLK DANCE DICTIONARY

A list of more than 600 dances with correctly spelled names, indication of country, region or nationality of the dance, and an informal guide to pronunciation. .50

FOLK DANCES FROM NEAR AND FAR - "International Series"

Volumes A-1, A-2 - Beginner Dances; Volumes B-1, B-2 - Intermediate Dances; Volumes C-1, C-2 - Advanced Dances; Volume D-1, "No Partner Dances". Per Volume \$4.00

SIMPLE COSTUME BROCHURE

Description and sketches of simple costumes, including a list of current commercial patterns to assist. \$1.25

"LET'S DANCE" MAGAZINE

The official publication of the Folk Dance Federation of California, Inc. 10 issues per year Per Year \$4.00
(Foreign) \$5.00

See your local area Publications Representative or order directly from the Folk Dance Federation of California, Inc., 1095 Market St., Rm. 213, San Francisco, CA 94103.

O R D E R B L A N K

Quantity	Item	Price
----------	------	-------

_____	_____	_____
-------	-------	-------

_____	_____	_____
-------	-------	-------

Check Enclosed

NAME: _____

ADDRESS: _____
Number City State ZipCode

CALENDAR OF EVENTS

FOLK DANCE FEDERATION OF CALIFORNIA, SOUTH

MORRIS LECHTICK, 4051 McLAUGHLIN AVE., LOS ANGELES, CA 90066

DEC 7, Sat, Festival hosted by the Pomona Folkartees

1975

- JAN 19, Sun, GLENDALE, Festival hosted by Pasadena Co-op.
JAN 25, Sat, LOS ANGELES, Irwin Parnes' International Folk Dance Concert - Dorothy Chandler Pavilion.
FEB 15, Sat, Elizabeth Sanders Valentine Party, San Diego Folk Dance Conference Committee, Laguna Beach Hi Sch.
FEB 16, Sun, Festival hosted by the Laguna Folk Dancers - Laguna Beach High School
MAR 16, Sun, Festival hosted by the Gandy Dancers - International Institute - 4th & Boyle, Los Angeles
APR 6, Sun, R.S.C.D.S. Weekend - Santa Maria
APR 26, Sat, Idyllwild Bacchanal - West Hollywood
APR 27, Sun, Festival hosted by the Westwood Co-op - Culver City Memorial Auditorium
MAY 23-26, Fri thru Mon, STATEWIDE - Santa Maria
JUN 8, Sun, Third Annual "Springtime in the Meadow" at Griffith Park, Los Angeles
JUN 20-27, Fri--Fri, Idyllwild Folk Dance Workshop, Idyllwild.
JUL 4, Fri, Festival hosted by Santa Monica Folk Dancers - on the slab at Lincoln Park - Santa Monica
AUG 8-10, Fri-Sun, San Diego State University Folk Dance Conference/Teach/Leader Workshop - San Diego State Univ.
AUG 10-17, Sun--Sun, San Diego State University Folk Dance Conference - San Diego State University.
-

For further information regarding folk dance activities in Southern California, call the Folk Dance Federation of California, South, at 1-(213)-398-9398.

MERRY CHRISTMAS

CALENDAR OF EVENTS

FOLK DANCE FEDERATION OF CALIFORNIA, INC.

GAIL CLUNE, 85 OAKVUE ROAD, PLEASANT HILL, CA 94523 (937-2585)

- DEC 31, Tues, SAN RAFAEL, "Karlstad Ball", Masonic Hall,
Looten's Place. Koto Hour, 8 PM; Dancing, 9 PM;
Dinner and more dancing, Midnight - 2 AM.
Host: Marin Dance Council.
Tickets limited; contact Marin Dance Council members.
- DEC 31, Tues, OAKLAND, New Year's Eve Party, Oakland
Auditorium Ball Room - 9:00 PM to 1:00 AM.
Midnight buffet, Contact Phyllis Olson - (415) 351-
7338.
-

1975

- JAN 18-19, Sat-Sun, SAN JOSE, "Saga of the North", Civic Aud.
145 W. San Carlos St. Peninsula Council Festival.
- FEB 2, Sun, NAPA, "Sweetheart Festival", Napa Valley Folk Dcrs
- FEB 23, Sun, OAKLAND, "Festival of the Oaks". GEBFDC Festival
- MAR 8-9, Sat & Sun, CAMELLIA PAGEANT & FESTIVAL, SACRAMENTO.
- MAR 9, Sun, OAKLAND "Children's Festival", Oakland Rec. Dept.
- MAR 29, Sat, OAKLAND, "Fifth Saturday Party", GEBFDC.
- MAR 29, Sat, PENINSULA, Fifth Saturday Party
- APR 6, Sun, SAN LEANDRO, "Beginners' Festival", Bancroft Jr. Hi
- APR 12, Sat, MILL VALLEY, "President's Ball", Marin Dance Council
- APR 13, Sun, SAN FRANCISCO, "Blossom Festival", Kezar Pavilion.
- APR 19-20, Sat-Sun, STANFORD, Stanford Shopping Center Folk
Dance Festival.
- MAY 4, Sun, OAKVILLE WINERY, Federation Annual Meeting.
- MAY 23-26, Fri thru Mon, SANTA MARIA, Statewide 1975

FOLK DANCE FEDERATION OF CALIFORNIA, SOUTH

FOLK DANCE SCENE

Lists Special Events, Items of Interest, Beginner
Classes, Club Teaching Schedules, Festival Dates,
Cafe Society, Display Advertising & Classifieds.

12 issues: Price \$3.00 per year

Contact: Folk Dance Scene

3455 Loma Lada Drive

Los Angeles, California 90065

CLASSIFIED ADS

(\$1 per issue for three (3) lines!)

BAY AREA

- ALMENRAUSCH SCHUHLPLATTLER meets Mondays, 8-10 PM, in Oakland. Specializing in Alpine dancing. New dancers welcome! Call Bill Dinwiddie, at 451-5014, for further information.
- DIABLO FOLK DANCERS of WALNUT CREEK, instructed by GRAHAM HEMPEL. They meet at Tice Valley School, Wednesdays at 8 PM except last Wednesdays, when they meet at Los Lomas HS.
- IRENE WEED SMITH - Ballroom Specialist, Choreographer. Tap, Ballet, Modern Jazz, Hawaiian, Discotheque. Children & Adults, 5316 Fulton St., San Francisco. 751-5468.
- JOSETTA TWIRLERS meet at Josetta Dance Studio, 3280 El Camino, Santa Clara. Folkdancing, Wed. 7:30 PM; Latin-Ballroom, Mon. & Fri. 7:30 PM; Studio Party, Tues. 8:30 PM JO BUTTITTA.
- OAKLAND RECREATION CLASS
Fridays, Frick Jr. Hi School, 64th Ave & Foothill, Oakland. Beg 7:30 PM, Int-Adv 8:30 PM. MILLIE von KONSKY, Instructor.
- PANTALOONERS have class at Laurel School, 3820 Kansas Street, Oakland. Wednesdays at 7:45 PM. CHARLES EMERSON and JUNE SCHAAL instruct.
- SEMINARY SWINGERS' class meets at Webster School in Oakland, 81st & Birch Streets, Fridays at 8 PM. Party every 4th Fri. CHARLES EMERSON and JUNE SCHAAL instruct.
- SWEDISH FOLK DANCE GROUP - Thursdays, 7:30-10 PM, Menlo Park Rec. Ctr. Exclusively Scandinavian. Singles welcome. No fee. Call KENNETH SEEMAN, Instructor, at 327-3200 for information.
- WALNUT WHIRLERS invite all dancers to their monthly parties, 4th Saturdays, 8 PM, Alamo Women's Club, Alamo. For information, call (415) 283-2692 in Lafayette.

LOS ANGELES

- WESTWOOD's BEGINNERS CLASS - International Folk Dancing. Mondays, 7:40 to 10 PM, Stoner Avenue Playground. DAVE SLATER, Instructor.
- WESTWOOD CO-OP FOLK DANCERS meet Thursday nights, 7 to 10 PM at Emerson Jr. High School, Selby, near Santa Monica Blvd., West Los Angeles
- FEDERATION'S BEGINNING INTERNATIONAL FOLK DANCE CLASS:
Saturdays, 7:30 - 10:00 PM, Starr King Jr. High Gym, 4201 Fountain Ave., Los Angeles, CA (Enter from Sunset Dr.)

DEADLINE FOR JANUARY ISSUE

is

DECEMBER 1, 1974

D' Lynnes Capezio Dancewear

- * Folk Dance Shoes *
- * Tights & Leotards *
- * Theatrical Make-up *
- * Records & Tote Bags *

1435 - 4TH STREET
SAN RAFAEL, CA 94901 456-4747



MS Method folkdance notation

P.O. Box 636,
MANHATTAN BEACH, CA. 90266

The QUICK - EASY WAY TO LEARN - TEACH - NOTATE and REMEMBER

- Vol. 1 - FOLKDANCING IS FOR EVERYBODY ... \$6.30 ea.
 Vol. 2 - 23 ISRAELI DANCES 5.50 ea.
 (as taught by Shlomo Bachar)
 2 LP RECORDS OF DANCES IN VOL. 2 6.50 ea.
 (Hadarim & Back From Israel)

WRITE FOR INFORMATION:
TEACHING AIDS - NOTATION SUPPLIES
INSTITUTES

All orders - Add .80 shipping charge
California residents add 6% sales tax.

Folk Dance Record Shops

SAN FRANCISCO

FESTIVAL RECORDS

(Ed Kremers & John Filcich)
161 Turk Street
San Francisco, CA 94102
Phone: 775-3434

LOS ANGELES


FESTIVAL RECORDS

(John Filcich)
2769 West Pico (Near Normandie)
Los Angeles, CA 90006
Phone: 737-3500

OAKLAND

PHIL MARON'S FOLK SHOP

(Phil Maron)
1531 Clay Street
Oakland, CA 94612
Phone: 893-7541



IT PAYS TO ADVERTISE IN LET'S DANCE MAGAZINE!

Advertising Rates:	Monthly	Yearly
Per Column Inch	\$ 6.00	\$ 60.00 *
1/4 page	17.50	175.00 *
1/2 page	35.00	350.00 *
Full page	70.00	700.00 *
Record Finder Listing	3.00	30.00
Classified, 3 Lines	1.00	10.00

*Less 15% for payment in advance.